



ATTENTION
OBSERVE PRECAUTIONS
FOR HANDLING
ELECTROSTATIC
DISCHARGE
SENSITIVE
DEVICES

Part Number: L-1387QMP/1CGKQBDW

Green
Blue

Features

- Surface mount type.
- Black case enhances contrast ratio.
- Wide viewing angle.
- High reliability life measured in years.
- Package: 1000pcs / reel.
- Moisture sensitivity level : level 3.
- Housing material: PPA.
- Housing UL rating : 94V-0.
- High temperature resistant housing.
- High glass transition temperature epoxy.
- RoHS compliant.

Description

The Green source color devices are made with AlGaInP on GaAs substrate Light Emitting Diode.

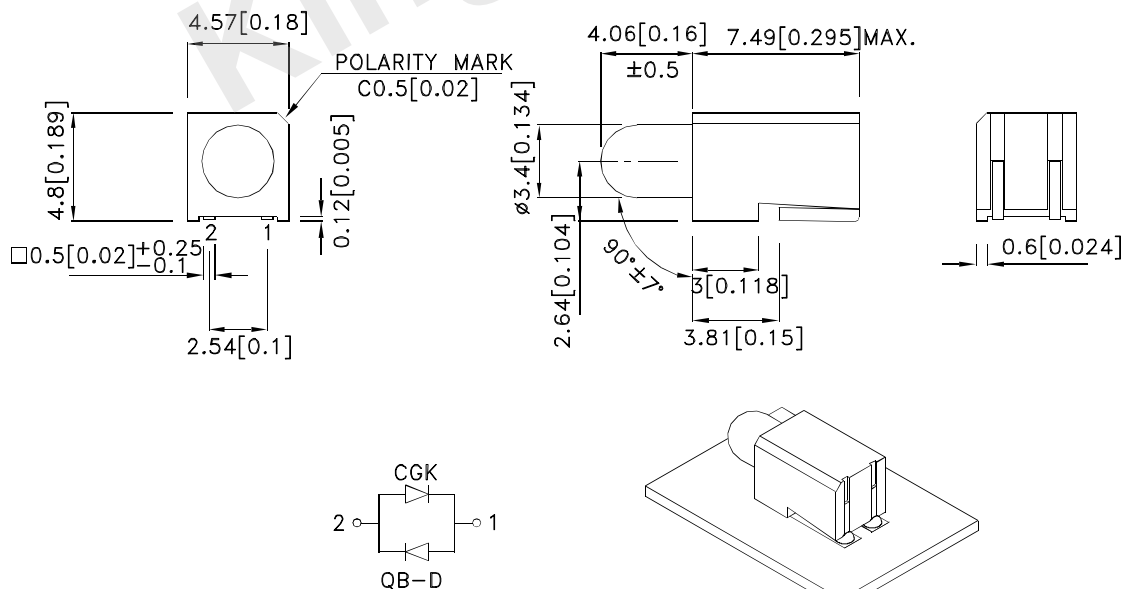
The Blue source color devices are made with InGaN Light Emitting Diode.

Static electricity and surge damage the LEDs.

It is recommended to use a wrist band or anti-electrostatic glove when handling the LEDs.

All devices, equipment and machinery must be electrically grounded.

Package Dimensions



Notes:

1. All dimensions are in millimeters (inches).
2. Tolerance is ± 0.25 (0.01") unless otherwise noted.
3. The specifications, characteristics and technical data described in the datasheet are subject to change without prior notice.



Selection Guide

| Part No. | Dice | Lens Type | Iv (mcd) [2] @ 20mA | | Viewing Angle [1] |
|--------------------|-----------------|----------------|------------------------|------|----------------------|
| | | | Min. | Typ. | 2θ1/2 |
| L-1387QMP/1CGKQBDW | Green (AlGaInP) | White Diffused | 50 | 120 | 60° |
| | Blue (InGaN) | | 60 | 130 | |

Notes:

1. $\theta_{1/2}$ is the angle from optical centerline where the luminous intensity is 1/2 of the optical peak value.
2. Luminous intensity/ luminous Flux: +/-15%.
3. Luminous intensity value is traceable to the CIE127-2007 compliant national standards.

Electrical / Optical Characteristics at TA=25°C

| Symbol | Parameter | Device | Typ. | Max. | Units | Test Conditions |
|-----------------------|--------------------------|---------------|------------|----------|-------|---------------------------|
| λ_{peak} | Peak Wavelength | Green Blue | 574 460 | | nm | I _F =20mA |
| λ_D [1] | Dominant Wavelength | Green Blue | 570 465 | | nm | I _F =20mA |
| $\Delta\lambda_{1/2}$ | Spectral Line Half-width | Green Blue | 20 25 | | nm | I _F =20mA |
| C | Capacitance | Green Blue | 15 100 | | pF | V _F =0V;f=1MHz |
| V _F [2] | Forward Voltage | Green Blue | 2.1 3.3 | 2.5 4 | V | I _F =20mA |

Notes:

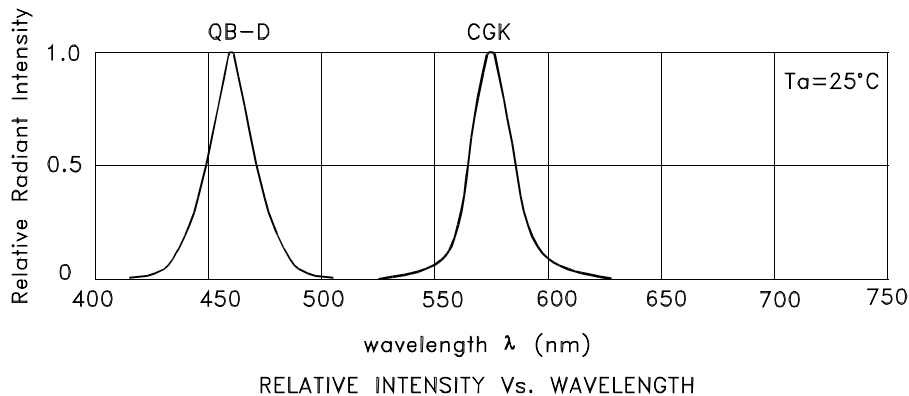
1. Wavelength: +/-1nm.
2. Forward Voltage: +/-0.1V.
3. Wavelength value is traceable to the CIE127-2007 compliant national standards.

Absolute Maximum Ratings at TA=25°C

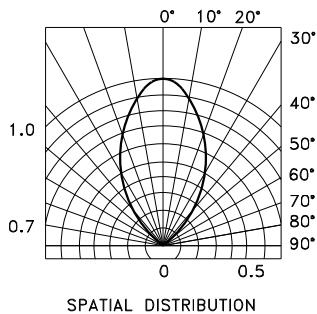
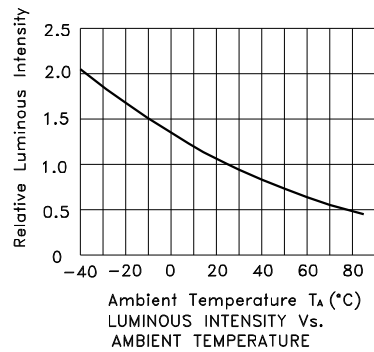
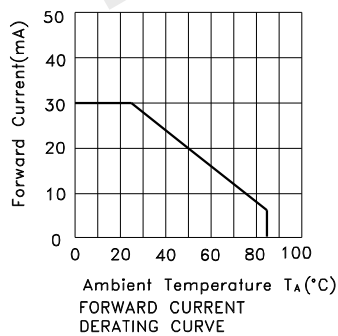
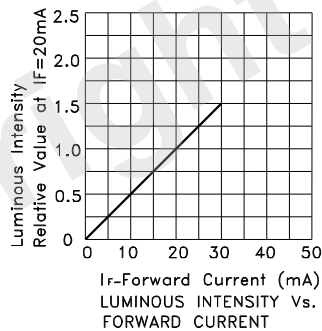
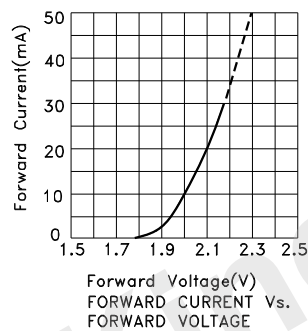
| Parameter | Green | Blue | Units |
|--------------------------|----------------|------|-------|
| Power dissipation | 75 | 120 | mW |
| DC Forward Current | 30 | 30 | mA |
| Peak Forward Current [1] | 150 | 150 | mA |
| Operating Temperature | -40°C To +85°C | | |
| Storage Temperature | -40°C To +85°C | | |

Note:

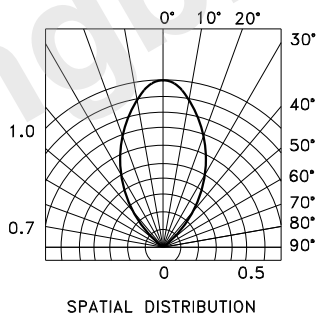
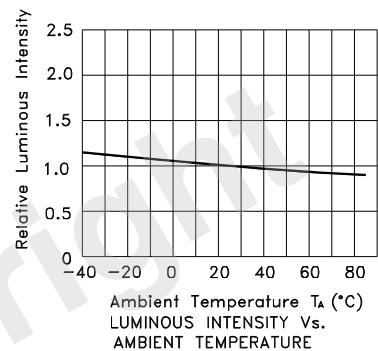
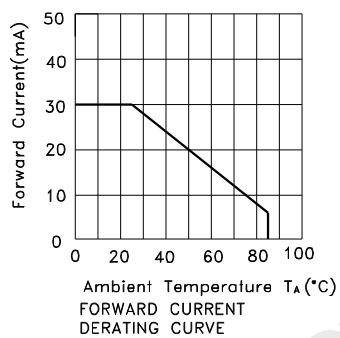
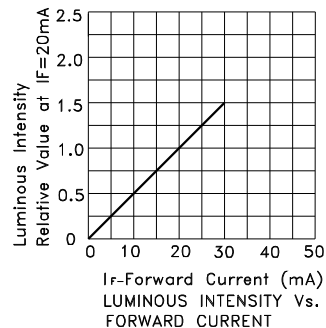
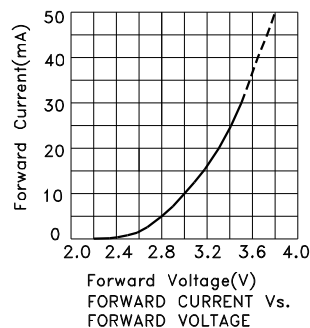
1. 1/10 Duty Cycle, 0.1ms Pulse Width.



L-1387QMP/1CGKQBDW
Green

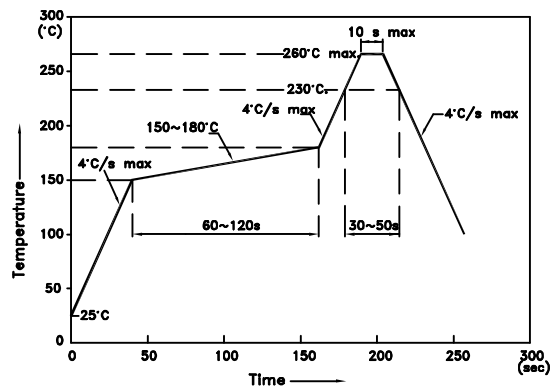


Blue



L-1387QMP/1CGKQBDW

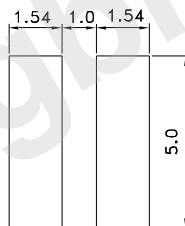
Reflow Soldering Profile For Lead-free SMT Process.



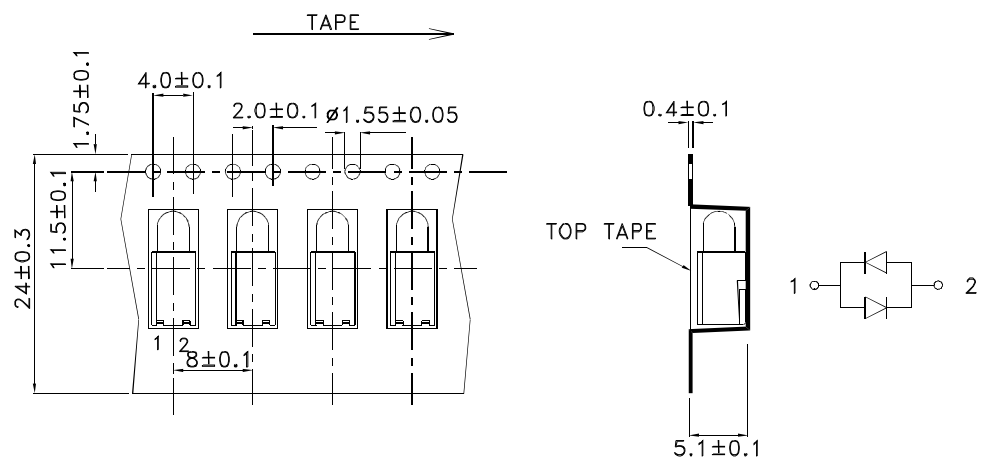
NOTES:

1. We recommend the reflow temperature 245°C(+/-5°C). The maximum soldering temperature should be limited to 260°C.
2. Don't cause stress to the epoxy resin while it is exposed to high temperature.
3. No more than once.

Recommended Soldering Pattern (Units : mm; Tolerance: ± 0.1)

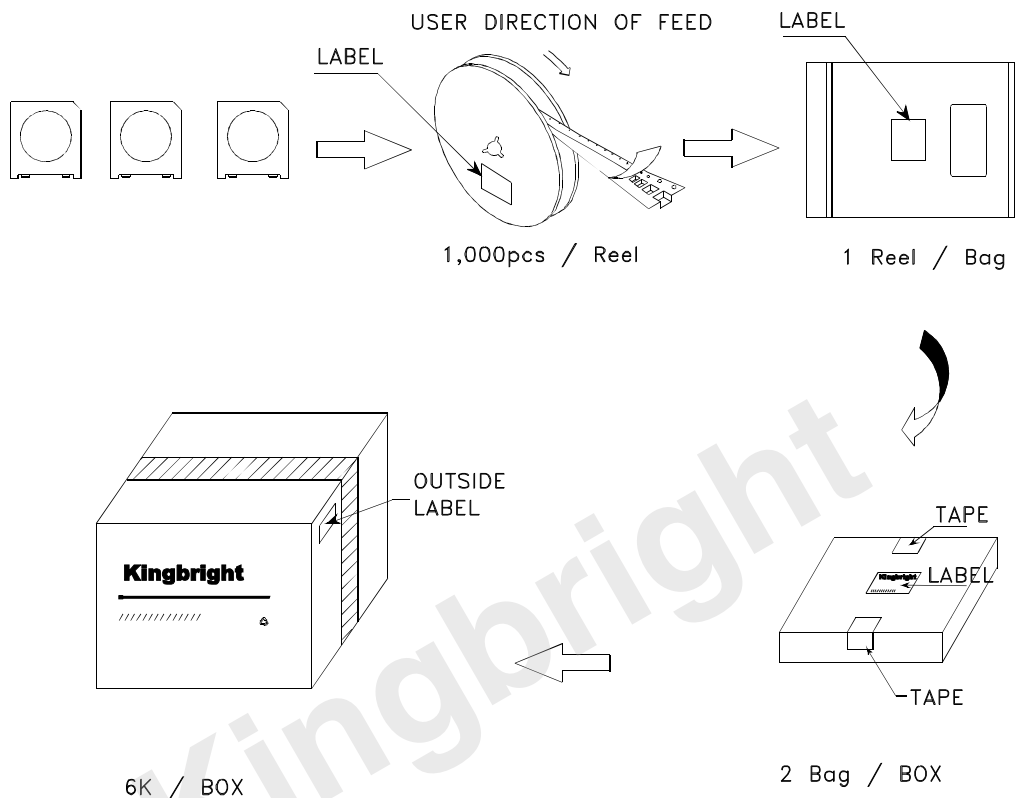



Tape Dimensions (Units : mm)



PACKING & LABEL SPECIFICATIONS

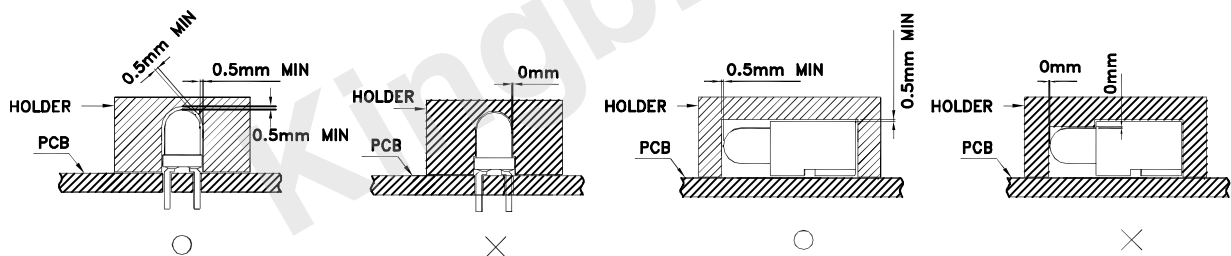
L-1387QMP/1CGKQBDW



| | | | | | | | |
|--|--|---|---|----|-------|--------|--|
| Kingbright | | | | | | | |
| P/NO: L-1387QMPxxx | | | | | | | |
| QTY: 1000 pcs | Q.C. <table border="1"><tr><td>Q</td><td>C</td></tr><tr><td>XX</td><td>XX XX</td></tr><tr><td colspan="2">PASSED</td></tr></table> | Q | C | XX | XX XX | PASSED | |
| Q | C | | | | | | |
| XX | XX XX | | | | | | |
| PASSED | | | | | | | |
| S/N: XXXX | | | | | | | |
| CODE: XXX | | | | | | | |
| LOT NO: | | | | | | | |
|  | | | | | | | |
| RoHS Compliant | | | | | | | |

PRECAUTIONS

1. A moisture barrier bag (MBB) containing LEDs shall be kept in an environment with temperature below 40°C and humidity below 90% RH. A MBB shall be kept sealed until the LEDs contained in that bag are to be used immediately. Storage in an environment with temperature 5~30°C and humidity below 60% RH.
2. After a MBB has been opened, all LEDs contained in that bag shall complete soldering process within according to the conditions listed on the Kingbright MBB.
3. If the 10% spot of a humidity indicator card (HIC) indicates wet, LEDs shall be baked according to the conditions listed on the Kingbright MBB.
4. During soldering, component covers and holders should leave clearance to avoid placing damaging stress on the LED during soldering.



5. The tip of the soldering iron should never touch the lens epoxy.
6. After soldering, allow at least three minutes for the component to cool to room temperature before further operations.
7. If the LED will undergo multiple soldering passes or face other processes where the part may be subjected to intense heat, please check with Kingbright for compatibility.

Detailed application notes are listed on our website.

http://www.kingbright.com/application_notes