

Part Number: KPA-2106SYCK

Super Bright Yellow

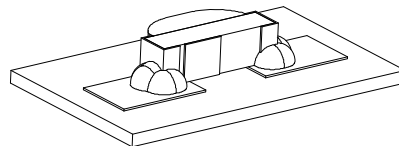
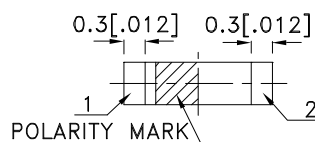
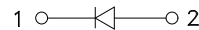
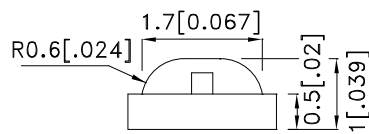
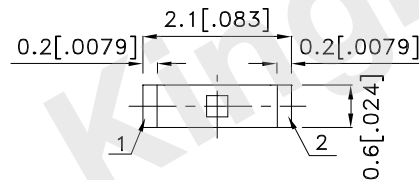
### Features

- 2.1mmX0.6mm right angle SMT LED, 1.0mm thickness.
- Low power consumption.
- Wide viewing angle.
- Ideal for backlight and indicator.
- Various colors and lens types available.
- Package: 2000pcs / reel.
- Moisture sensitivity level : level 3.
- RoHS compliant.

### Description

The Super Bright Yellow device is made with AlGaInP (on GaAs substrate) light emitting diode chip.

### Package Dimensions



#### Notes:

1. All dimensions are in millimeters (inches).
2. Tolerance is  $\pm 0.1$  (0.004") unless otherwise noted.
3. The specifications, characteristics and technical data described in the datasheet are subject to change without prior notice.
4. The device has a single mounting surface. The device must be mounted according to the specifications



## Selection Guide

| Part No.     | Dice                          | Lens Type   | Iv (mcd) [2]<br>@ 20mA |      | Viewing<br>Angle [1] |
|--------------|-------------------------------|-------------|------------------------|------|----------------------|
|              |                               |             | Min.                   | Typ. | 2θ1/2                |
| KPA-2106SYCK | Super Bright Yellow (AlGaInP) | Water Clear | 80                     | 150  | 120°                 |

Notes:

1.  $\theta_{1/2}$  is the angle from optical centerline where the luminous intensity is 1/2 of the optical peak value.
2. Luminous intensity/ Luminous Flux: +/-15%.
3. Luminous intensity value is traceable to the CIE127-2007 compliant national standards.

## Electrical / Optical Characteristics at TA=25°C

| Symbol                | Parameter                | Device              | Typ. | Max. | Units | Test Conditions            |
|-----------------------|--------------------------|---------------------|------|------|-------|----------------------------|
| $\lambda_{peak}$      | Peak Wavelength          | Super Bright Yellow | 590  |      | nm    | I <sub>F</sub> =20mA       |
| $\lambda_D$ [1]       | Dominant Wavelength      | Super Bright Yellow | 590  |      | nm    | I <sub>F</sub> =20mA       |
| $\Delta\lambda_{1/2}$ | Spectral Line Half-width | Super Bright Yellow | 20   |      | nm    | I <sub>F</sub> =20mA       |
| C                     | Capacitance              | Super Bright Yellow | 20   |      | pF    | V <sub>F</sub> =0V; f=1MHz |
| V <sub>F</sub> [2]    | Forward Voltage          | Super Bright Yellow | 2    | 2.5  | V     | I <sub>F</sub> =20mA       |
| I <sub>R</sub>        | Reverse Current          | Super Bright Yellow |      | 10   | uA    | V <sub>R</sub> =5V         |

Notes:

1. Wavelength: +/-1nm.
2. Forward Voltage: +/-0.1V.
3. Wavelength value is traceable to the CIE127-2007 compliant national standards.

## Absolute Maximum Ratings at TA=25°C

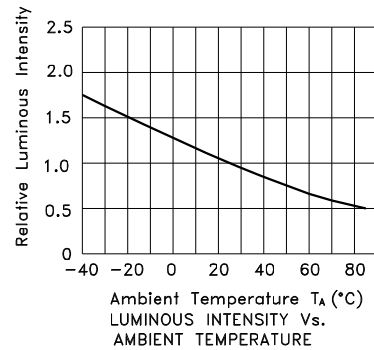
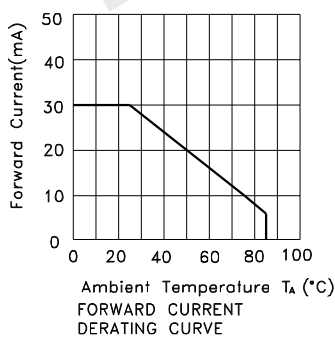
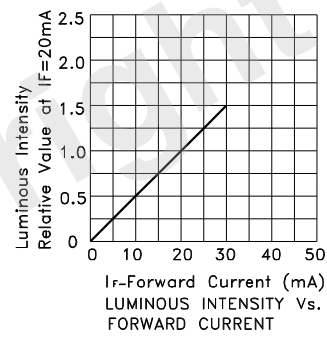
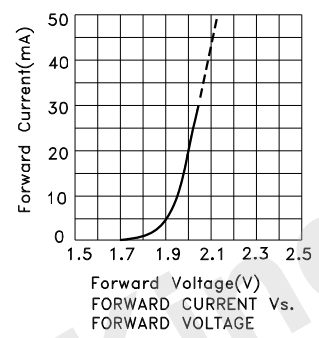
| Parameter                | Super Bright Yellow | Units |
|--------------------------|---------------------|-------|
| Power dissipation        | 75                  | mW    |
| DC Forward Current       | 30                  | mA    |
| Peak Forward Current [1] | 175                 | mA    |
| Reverse Voltage          | 5                   | V     |
| Operating Temperature    | -40°C To +85°C      |       |
| Storage Temperature      | -40°C To +85°C      |       |

Note:

1. 1/10 Duty Cycle, 0.1ms Pulse Width.



Super Bright Yellow KPA-2106SYCK



## KPA-2106SYCK

Reflow soldering is recommended and the soldering profile is shown below.  
Other soldering methods are not recommended as they might cause damage to the product.

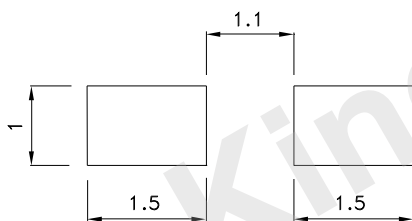
Reflow Soldering Profile For Lead-free SMT Process.



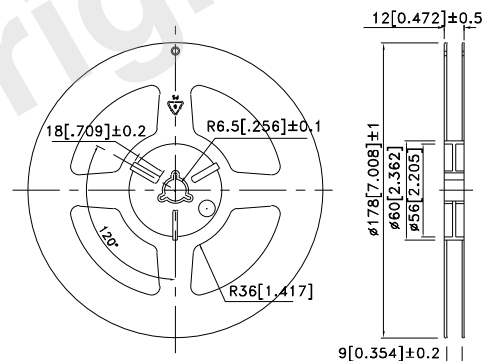
### NOTES:

1. We recommend the reflow temperature 245°C(+/-5°C). The maximum soldering temperature should be limited to 260°C.
2. Don't cause stress to the epoxy resin while it is exposed to high temperature.
3. Number of reflow process shall be 2 times or less.

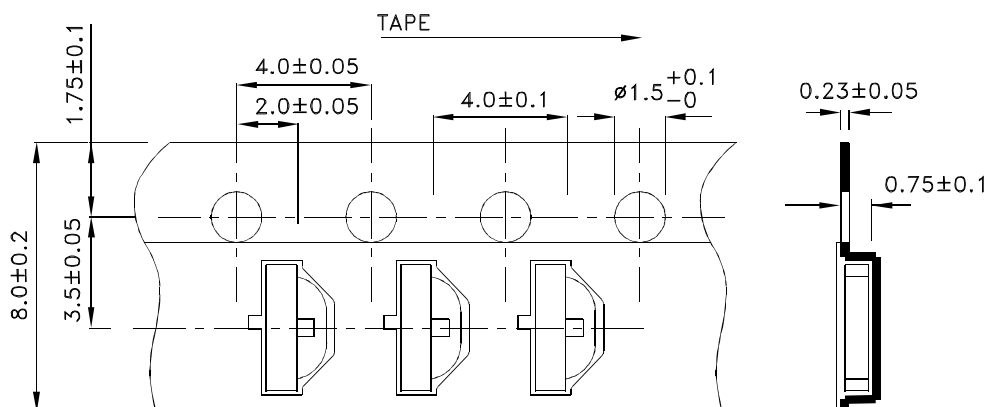
### Recommended Soldering Pattern (Units : mm; Tolerance: $\pm 0.1$ )



### Reel Dimension

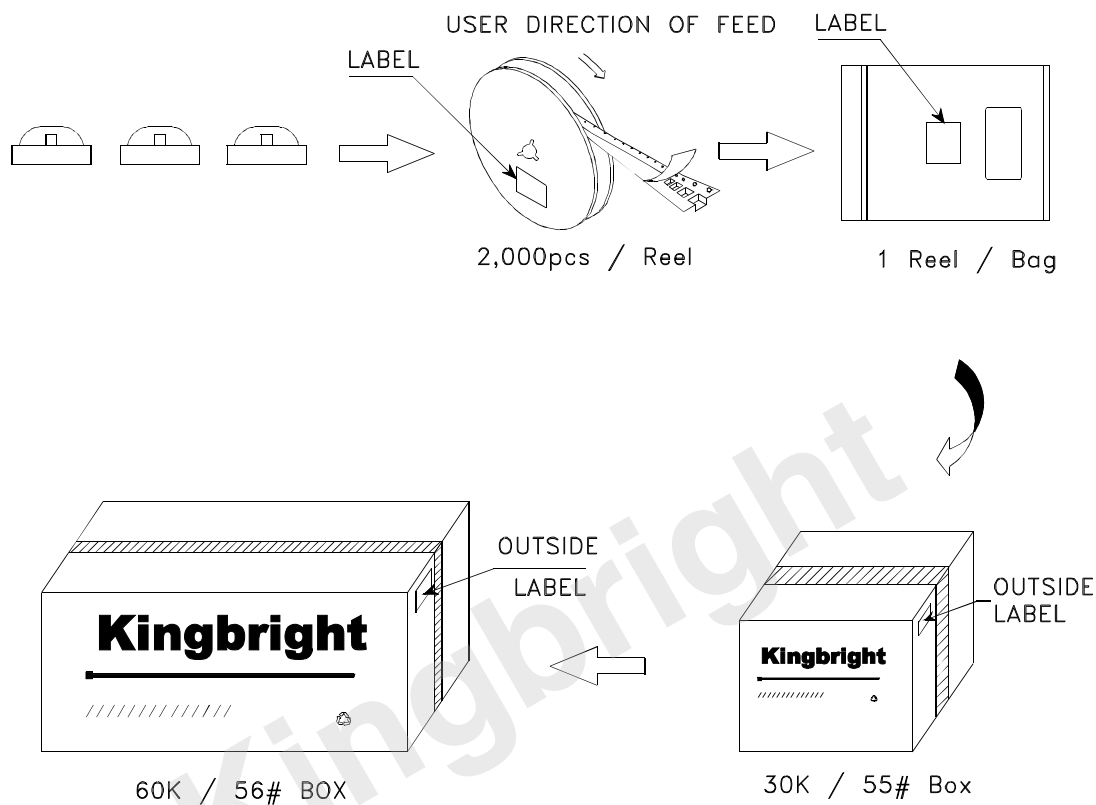



### Tape Dimensions (Units : mm)



PACKING & LABEL SPECIFICATIONS

KPA-2106SYCK



|  |   |
|--|---|
| <b>Kingbright</b>  |   |
| P/NO: KPA-2106XXX  |   |
| QTY: 2,000 pcs   | Q.C. <span>Q C<br/>XX XX XXXX<br/>PASSED</span> |
| S/N: XXXX  |   |
| CODE: XXX  |   |
| LOT NO:  |   |
| <br>XXXXXXXXXXXXXXXXXXXX |   |
| RoHS Compliant   |   |