

Part Number: KM2520YC03

Yellow

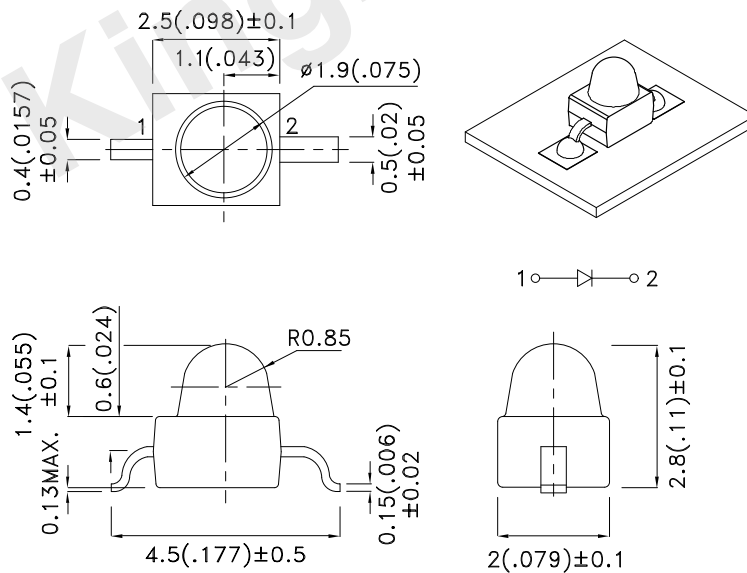
### Features

- Subminiature package.
- Gull wing lead.
- Long life - solid state reliability.
- Low package profile.
- Moisture sensitivity level : level 3.
- Package : 1000pcs / reel.
- RoHS compliant.

### Description

The Yellow source color devices are made with Gallium Arsenide Phosphide on Gallium Phosphide Yellow Light Emitting Diode.

### Package Dimensions



#### Notes:

1. All dimensions are in millimeters (inches).
2. Tolerance is  $\pm 0.25(0.01)$  unless otherwise noted.
3. Lead spacing is measured where the leads emerge from the package.
4. The specifications, characteristics and technical data described in the datasheet are subject to change without prior notice.
5. The device has a single mounting surface. The device must be mounted according to the specifications.



## Selection Guide

| Part No.   | Dice               | Lens Type   | Iv (mcd) [2]<br>@ 20mA |      | Viewing<br>Angle [1] |
|------------|--------------------|-------------|------------------------|------|----------------------|
|            |                    |             | Min.                   | Typ. | 2θ1/2                |
| KM2520YC03 | Yellow (GaAsP/GaP) | Water Clear | 20                     | 50   | 20°                  |

Notes:

1. θ1/2 is the angle from optical centerline where the luminous intensity is 1/2 of the optical peak value.
2. Luminous intensity/ luminous Flux: +/-15%.
3. Luminous intensity value is traceable to the CIE127-2007 compliant national standards.

## Electrical / Optical Characteristics at TA=25°C

| Symbol | Parameter                | Device | Typ. | Max. | Units | Test Conditions |
|--------|--------------------------|--------|------|------|-------|-----------------|
| λpeak  | Peak Wavelength          | Yellow | 590  |      | nm    | IF=20mA         |
| λD [1] | Dominant Wavelength      | Yellow | 588  |      | nm    | IF=20mA         |
| Δλ1/2  | Spectral Line Half-width | Yellow | 35   |      | nm    | IF=20mA         |
| C      | Capacitance              | Yellow | 20   |      | pF    | VF=0V;f=1MHz    |
| VF [2] | Forward Voltage          | Yellow | 2.1  | 2.5  | V     | IF=20mA         |
| IR     | Reverse Current          | Yellow |      | 10   | uA    | VR=5V           |

Notes:

1. Wavelength: +/-1nm.
2. Forward Voltage: +/-0.1V.
3. Wavelength value is traceable to the CIE127-2007 compliant national standards.

## Absolute Maximum Ratings at TA=25°C

| Parameter                | Yellow         | Units |
|--------------------------|----------------|-------|
| Power dissipation        | 75             | mW    |
| DC Forward Current       | 30             | mA    |
| Peak Forward Current [1] | 140            | mA    |
| Reverse Voltage          | 5              | V     |
| Operating Temperature    | -40°C To +85°C |       |
| Storage Temperature      | -40°C To +85°C |       |

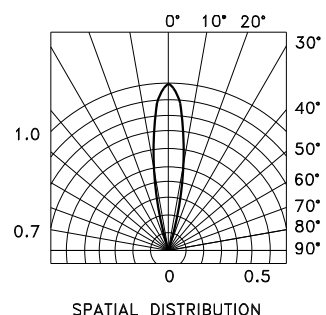
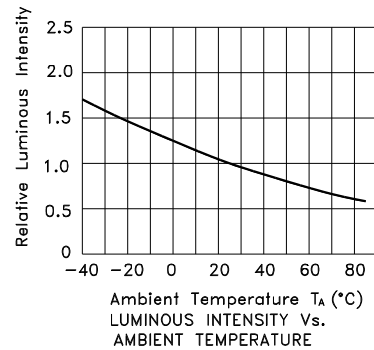
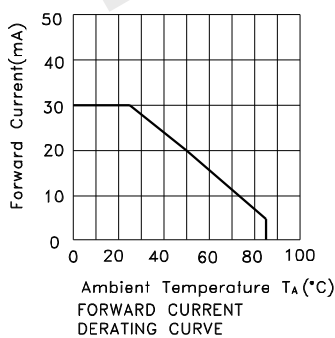
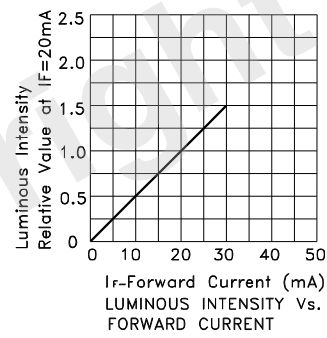
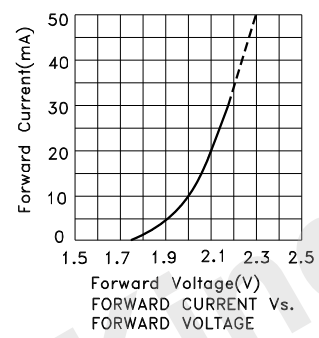
Note:

1. 1/10 Duty Cycle, 0.1ms Pulse Width.



Yellow

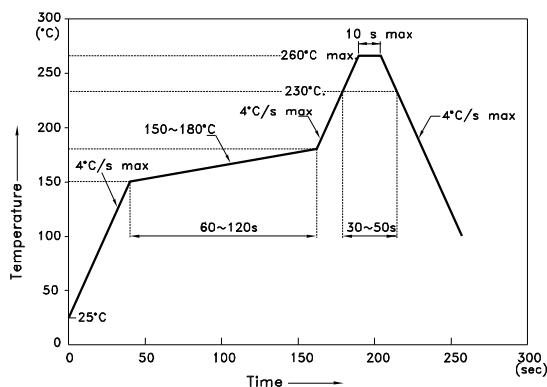
KM2520YC03



**KM2520YC03**

**Reflow soldering is recommended and the soldering profile is shown below.  
Other soldering methods are not recommended as they might cause damage to the product.**

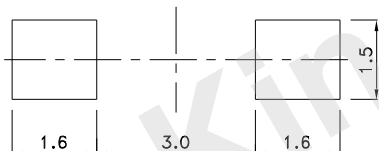
Reflow Soldering Profile For Lead-free SMT Process.



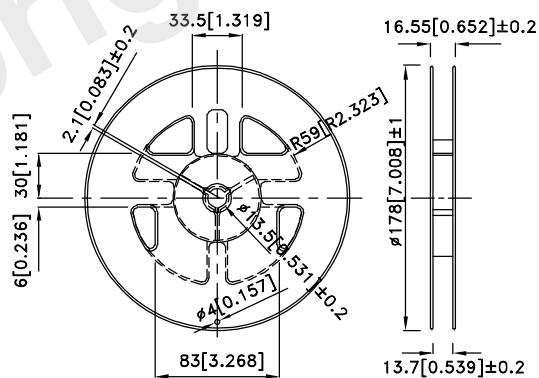
NOTES:

1. We recommend the reflow temperature 245°C(+/-5°C). The maximum soldering temperature should be limited to 260°C.
2. Don't cause stress to the epoxy resin while it is exposed to high temperature.
3. Number of reflow process shall be 2 times or less.

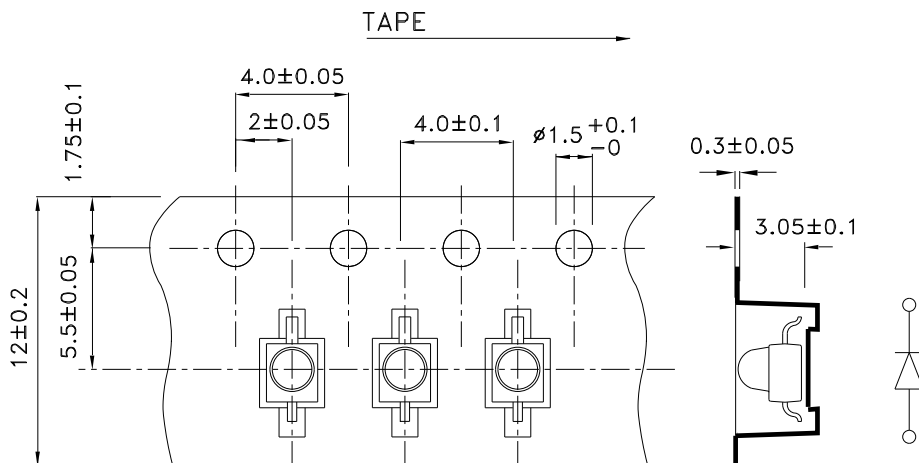
**Recommended Soldering Pattern**  
(Units : mm; Tolerance:  $\pm 0.1$ )



## Reel Dimension

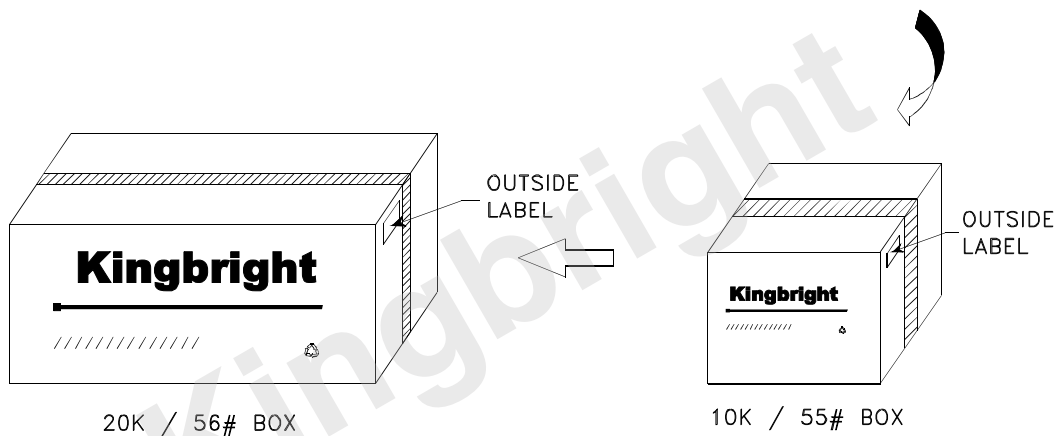
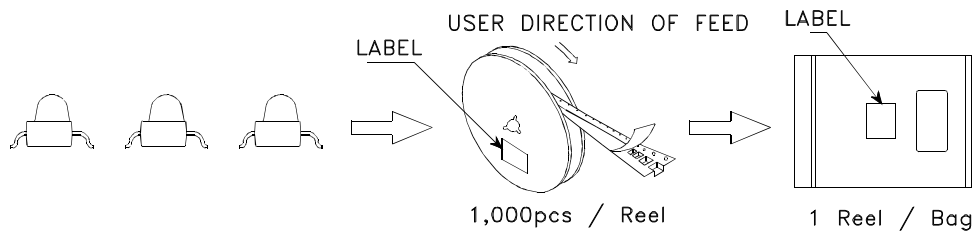



### Tape Dimensions (Units : mm)



## PACKING & LABEL SPECIFICATIONS

KM2520YC03



|  |      |                      |
|--|------|----------------------|
| <b>Kingbright</b>  |      |                      |
| P/NO: KM2520xxx  |      |                      |
| QTY: 1000 pcs  | Q.C. | Q C                  |
| S/N: XXXX  |      | XX XX XXXX<br>PASSED |
| CODE: XXX  |      |                      |
| LOT NO:  |      |                      |
|  |      |                      |
| RoHS Compliant   |      |                      |

Detailed application notes are listed on our website.  
[http://www.kingbright.com/application\\_notes](http://www.kingbright.com/application_notes)