



ATTENTION
OBSERVE PRECAUTIONS
FOR HANDLING
ELECTROSTATIC
DISCHARGE
SENSITIVE
DEVICES

Features

- Dimension: 48mm x 5mm x 1.6mm.
- Instant light.
- Linear type.
- High efficiency.
- Long operating life.
- Low power consumption.
- More energy efficient than incandescent, most halogen lamps, and fluorescent lamp.
- RoHS compliant.

Description

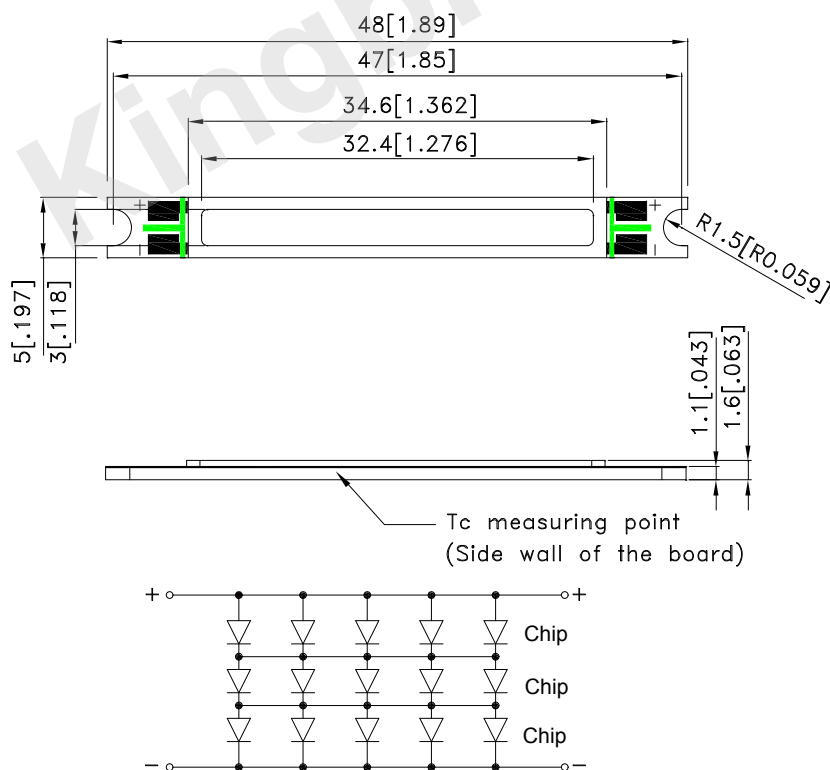
The Hyper Orange device is made with TS AlGaInP light emitting diode.

Static electricity and surge damage the LEDs.

It is recommended to use a wrist band or anti-electrostatic glove when handling the LEDs.

All devices, equipment and machinery must be electrically grounded.

Package Dimensions



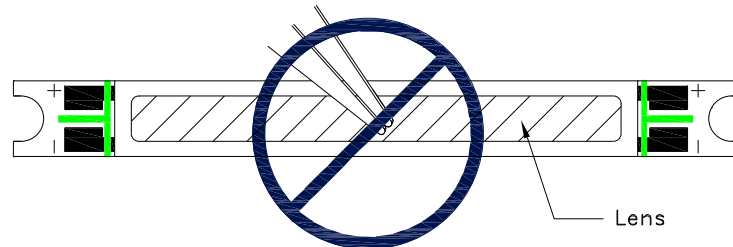
Notes:

1. All dimensions are in millimeters (inches).
2. Tolerance is ± 0.25 (0.01") unless otherwise noted.
3. The specifications, characteristics and technical data described in the datasheet are subject to change without prior notice.

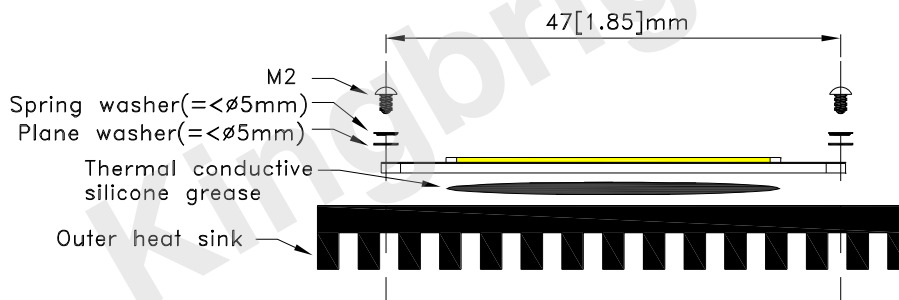


Precautions

1. Do not touch the lens with any sharp object.
2. No stress should be applied on the lens.



3. Thermal grease between the light bar and heat sink is recommended to fill air gaps for better thermal conductivity.
4. For securing the LED light bar, M2 screws are recommended. The light bar should not be bent or stressed in any way which could damage the internal circuit.



5. To prevent damages caused by electrostatic discharge (ESD), it is recommended to wear proper gear such as wristband or anti-static gloves when handling the product.
6. Constant current source is recommended to power the light bar. When more than one light bar are used, they should be connected in series if possible.
7. Thermal management should be taken into consideration when using the product. Maximum driving current should be reduced accordingly at higher ambient temperature to prevent overheating.
8. Soldering recommendations:
 - Soldering iron power should not exceed 40W, and should not be in contact with the joint for more than 3.5 secs.
 - The maximum soldering temperature should be less than 350°C.
 - Do not touch the product immediately after soldering.
 - Not reflow compatible.
9. As silicone encapsulation is permeable to gases, some corrosive substances such as H₂S might corrode silver plating of leadframe. Special care should be taken if an LED with silicone encapsulation is to be used near such substances.

Detailed application notes are listed on our website.

http://www.kingbright.com/application_notes

Absolute Maximum Ratings

| Parameter | Symbol | Rating | Units |
|---------------------------|------------------|----------|-------|
| Forward Current | I _F | 500 | mA |
| Forward Pulse Current [1] | I _{FP} | 700 | mA |
| Power Dissipation | P _D | 4.6 | W |
| LED Junction Temperature | T _j | 110 | °C |
| Operating Temperature | T _{opr} | -30~+100 | °C |
| Storage Temperature | T _{stg} | -40~+110 | °C |
| Case Temperature | T _c | 100 | °C |

Note:

1. 1/10 Duty Cycle, 0.1ms Pulse Width.

Electrical / Optical Characteristics

| Part Name | Device | Parameter | Symbol | Min. | Typ. | Max. | Units | Conditions |
|---------------------|--------|--|------------------------|------|------|------|-------|-----------------------|
| KASL-4805SEL1SX15/5 | Orange | Forward Voltage [2] | V _F | 6.2 | 7.6 | 9.2 | V | I _F =500mA |
| | | Luminous Flux [3] | Φ _v | 70 | 100 | - | lm | I _F =500mA |
| | | Wavelength at peak emission[4] | λ _{peak} | - | 626 | - | nm | I _F =500mA |
| | | Dominant Wavelength | λ _{dom} | - | 618 | - | nm | I _F =500mA |
| | | Spectral bandwidth at 50%Φ _{REL} MAX | Δλ _{1/2} | - | 20 | - | nm | I _F =500mA |
| | | Temperature coefficient of λ _{peak} | TCλ _{peak} | - | 0.11 | - | nm/°C | I _F =500mA |
| | | Temperature coefficient of λ _{dom} | TCλ _{dom} | - | 0.09 | - | nm/°C | I _F =500mA |
| | | Temperature coefficient of Forward Voltage | ΔλV _F /ΔT | - | -3.8 | - | mV/°C | I _F =500mA |
| | | Thermal Resistance | R _{th j-c} | - | 3.5 | - | °C/W | I _F =500mA |
| | | Emission Angle | 2 θ 1/2 X direction | - | 120 | - | ° | I _F =500mA |
| | | | 2 θ 1/2 Y direction | - | 120 | - | ° | I _F =500mA |

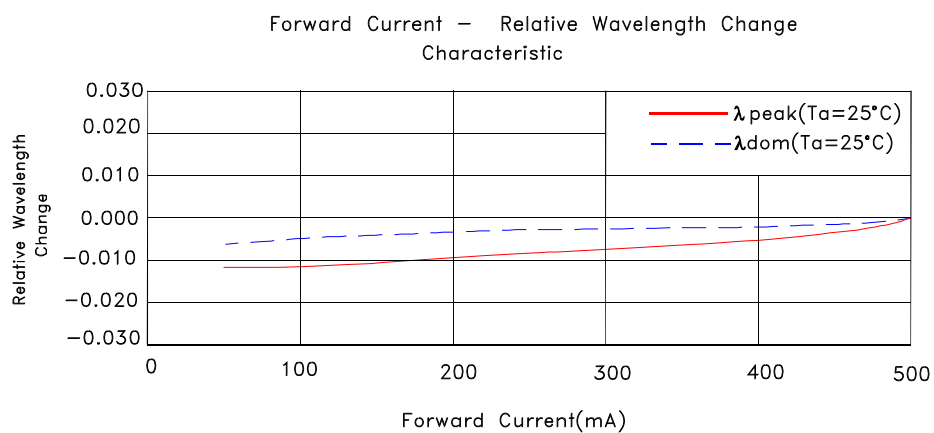
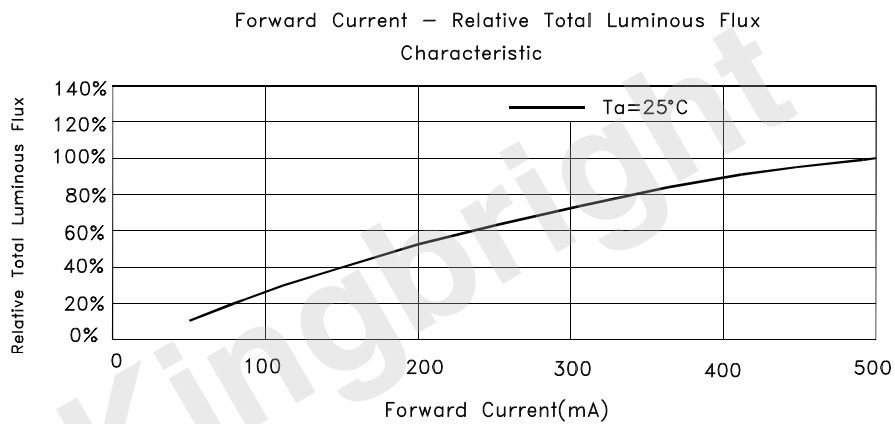
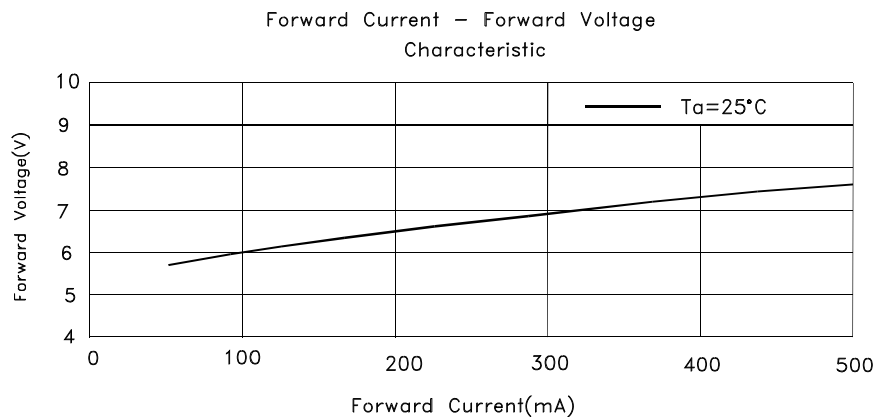
Notes:

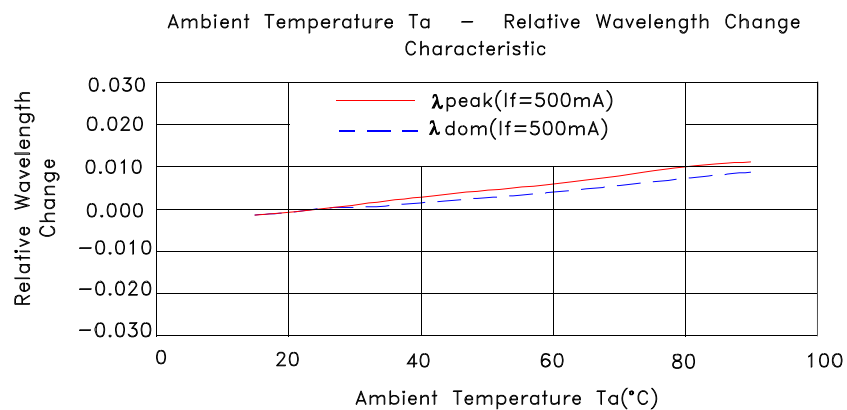
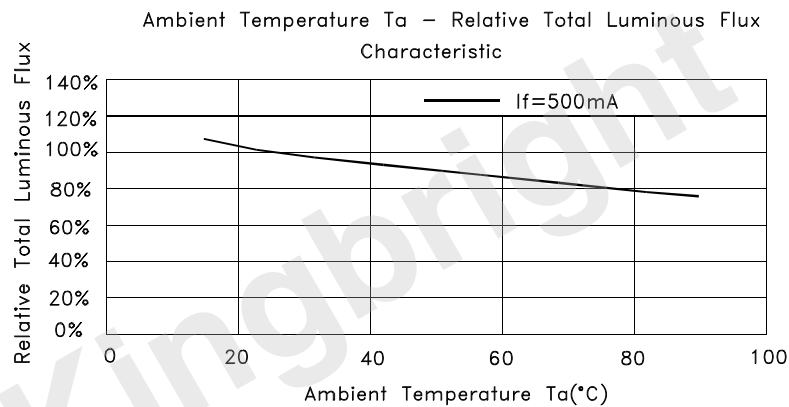
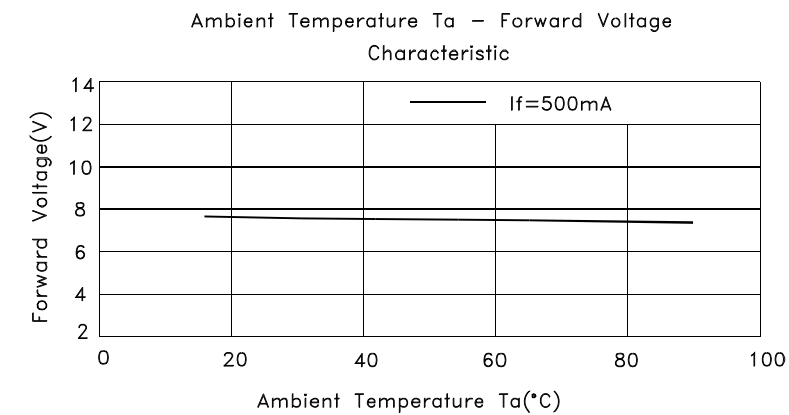
2. Forward Voltage is measured with an accuracy of +/-0.1V.

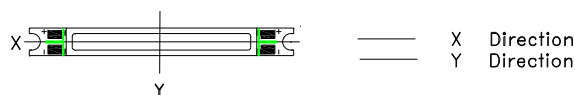
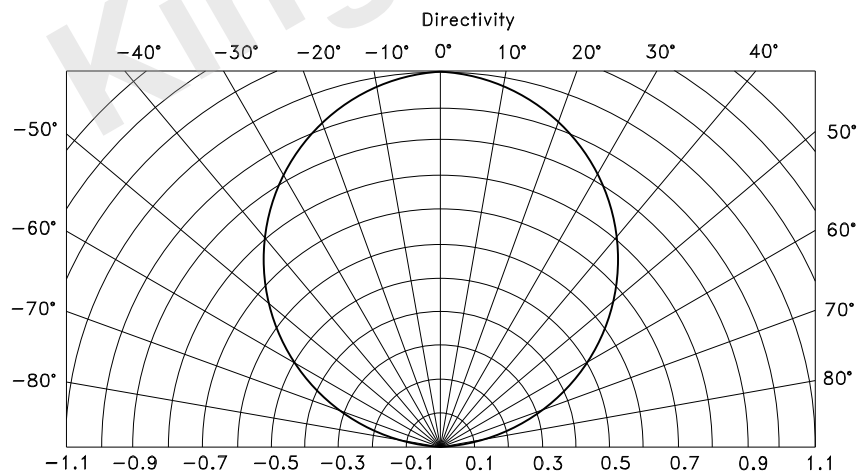
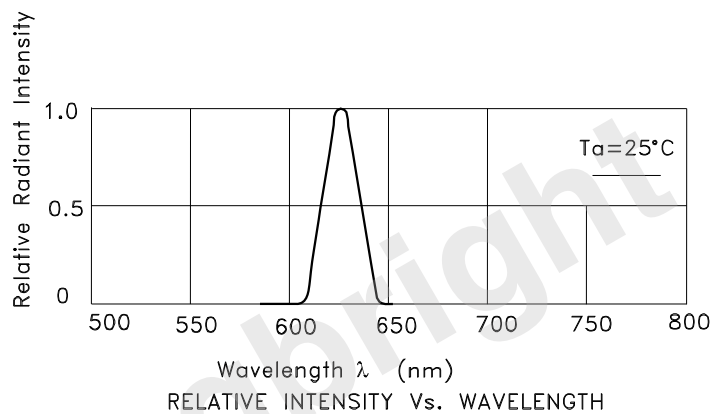
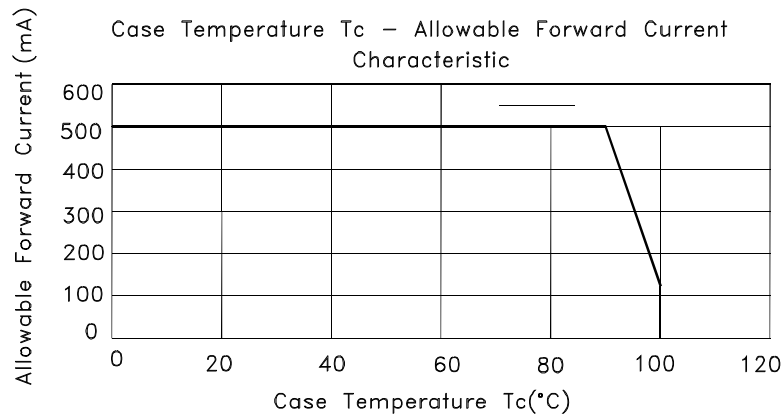
3. Flux is measured with an accuracy of +/-15%. Luminous flux value is traceable to the CIE127-2007 compliant national standards.

4. Wavelength : +/-0.1nm. Wavelength value is traceable to the CIE127-2007 compliant national standards.

| Test Item | Test Condition |
|---------------------|-----------------------------|
| Moisture-proof Test | 85°C , 85%RH for 1000 hours |







PACKING & LABEL SPECIFICATIONS

KASL-4805SEL1SX15/5

PACKING & LABEL SPECIFICATION

(1) Primary packing

50 pieces are contained in each tray.

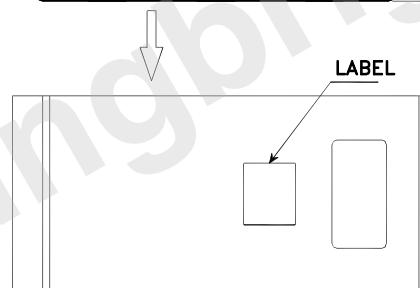
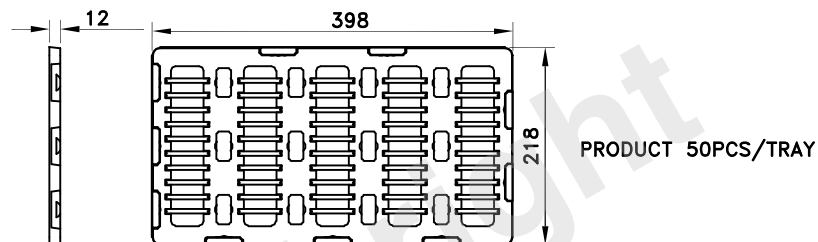
Two trays which collectively contain 100 pieces are stacked together with an additional empty tray as lid.

Tray (Dimensions:398x218x12mm, materials:electrically conductive PS.)

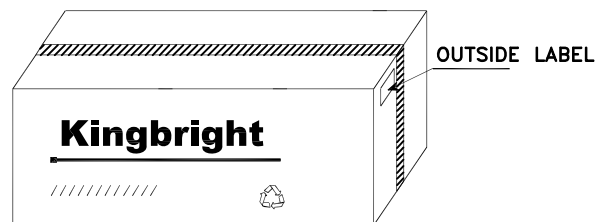
(2) Secondary packing

A set of three trays is placed in bag. (100 pieces per bag.)

An indication label which specifies product name,quantity,lot number and shipment date is attached to the outside of the 9# box.(800 pieces per box.)



100PCS / BAG



200 PCS 9# BOX

| | |
|--------------------|--|
| Kingbright | |
| P/NO: KASL-4805xxx | |
| QTY: 100 pcs | Q.C. XX XX XXXX PASSED |
| S/N: XXXX | |
| CODE: XXX | |
| LOT NO: | |
| XXXXXXXXXXXXXXXXXX | |
| RoHS Compliant | |

KASL-4805 Application Note

Introduction

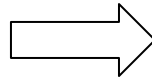
The KASL-4805 LED light bar provide very high light output, and can be configured to suit a wide range of applications. However the heat generated during operation, if not handled properly, could shorten the product life significantly. Therefore for optimal performance, proper thermal management should be incorporated to keep it below the rated temperature. This document describes the heat sink attachment procedure.

Attachment to Heat sink

1. Apply a thin layer (0.1 ~ 0.2 mm) of thermal grease on the bottom of the KASL-4805 LED light bar .

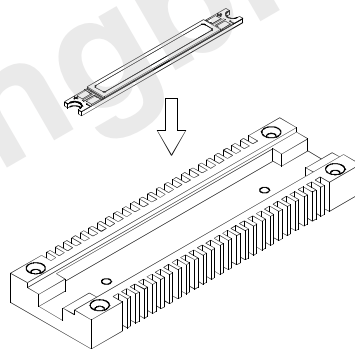


Rear surface




Thermal glue on rear surface

2. Press the KASL-4805 LED light bar firmly on the heat sink to ensure good contact between the heat sink and the LED light bar . A guide for heat sink size selection at various driving currents is listed in the table below.



3. A specifically designed electronic circuit is required to power the LED light bar . Do not connect the product directly to the main power.

| Current (mA) | 350 | 500 | 600 | 700 |
|---|--------|--------|--------|--------|
| Heat sink surface area (mm ²) | 10,000 | 15,000 | 17,000 | 21,000 |



It is strongly recommended that temperature of pad be not higher than 75°C when you use the product.