



ATTENTION
OBSERVE PRECAUTIONS
FOR HANDLING
ELECTROSTATIC
DISCHARGE
SENSITIVE
DEVICES

Part Number: KAAF-5052XZG10Z4XS

Green

Features

- Suitable for all SMT assembly and solder process.
- Available on tape and reel.
- White SMD package, silicone resin.
- Package: 500pcs / reel.
- Moisture sensitivity level : level 3.
- RoHS compliant.

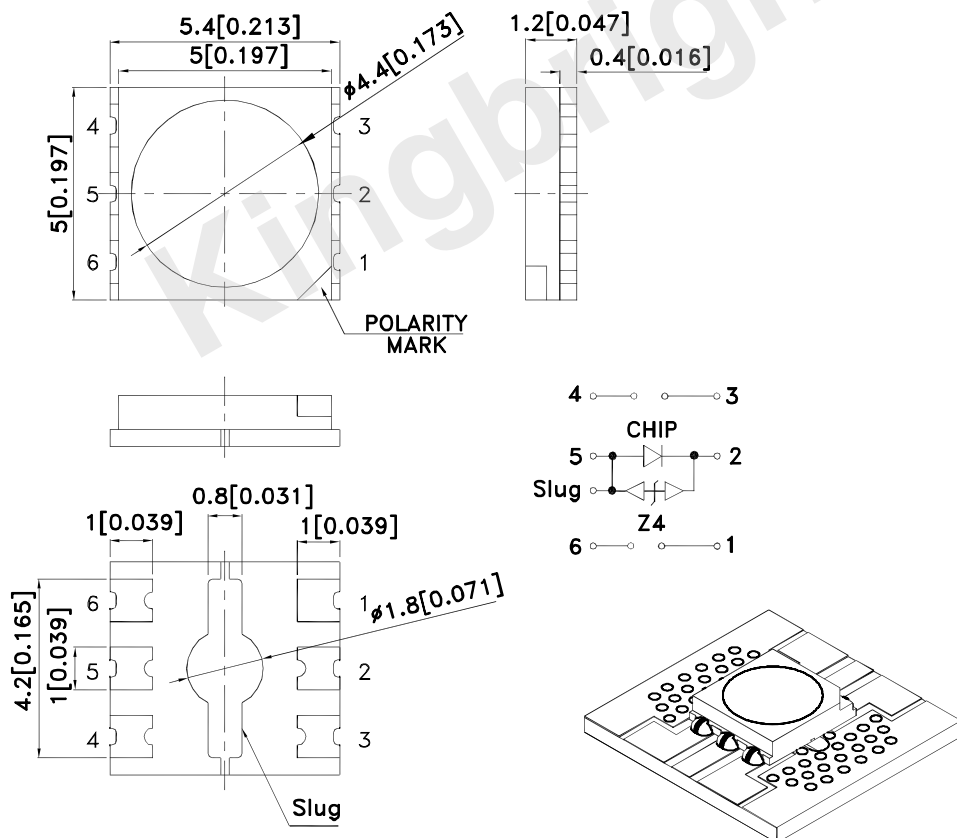
Application Note

Static electricity and surge damage the LEDs.

It is recommended to use a wrist band or anti-electrostatic glove when handling the LEDs.

All devices, equipment and machinery must be electrically grounded.

Package Dimensions



Notes:

1. All dimensions are in millimeters (inches).
2. Tolerance is $\pm 0.25[\pm 0.01]$ unless otherwise noted.
3. The specifications, characteristics and technical data described in the datasheet are subject to change without prior notice.
4. The device has a single mounting surface. The device must be mounted according to the specifications.

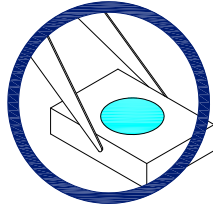


Handling Precautions

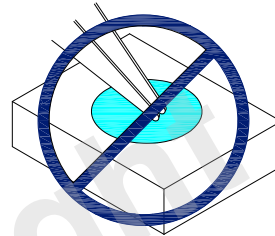
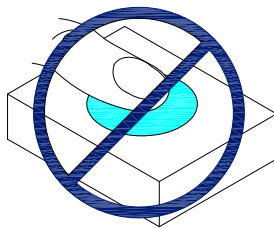
Compare to epoxy encapsulant that is hard and brittle, silicone is softer and flexible. Although its characteristic significantly reduces thermal stress, it is more susceptible to damage by external mechanical force.

As a result, special handling precautions need to be observed during assembly using silicone encapsulated LED products. Failure to comply might lead to damage and premature failure of the LED.

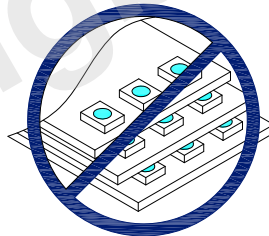
1. Handle the component along the side surfaces by using forceps or appropriate tools.



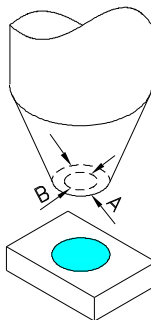
2. Do not directly touch or handle the silicone lens surface. It may damage the internal circuitry.



3. Do not stack together assembled PCBs containing exposed LEDs. Impact may scratch the silicone lens or damage the internal circuitry.



- 4.1. The inner diameter of the SMD pickup nozzle should not exceed the size of the LED to prevent air leaks.
- 4.2. A pliable material is suggested for the nozzle tip to avoid scratching or damaging the LED surface during pickup.
- 4.3. The dimensions of the component must be accurately programmed in the pick-and-place machine to insure precise pickup and avoid damage during production.



5. As silicone encapsulation is permeable to gases, some corrosive substances such as H_2S might corrode silver plating of leadframe. Special care should be taken if an LED with silicone encapsulation is to be used near such substances.

Detailed application notes are listed on our website.

http://www.kingbright.com/application_notes

Selection Guide

Part No.	Dice	Lens Type	Iv (cd) [2] @ 350mA		Φv (lm) [2] @ 350mA		Viewing Angle [1]
			Min.	Typ.	Min.	Typ.	2θ1/2
KAAF-5052XZG10Z4XS	Green (AlGaInN)	Water Clear	10	13.5	35	48	120°

Notes:

1. θ1/2 is the angle from optical centerline where the luminous intensity is 1/2 of the optical peak value.
2. Luminous intensity/ luminous Flux: +/-15%.
3. LEDs are binned according to their luminous flux.
4. Luminous intensity/ luminous Flux value is traceable to the CIE127-2007 compliant national standards.

Absolute Maximum Ratings at TA=25°C

Parameter	Symbol	Value	Unit
Power Dissipation	PD	1.33	W
DC Forward Current [1]	IF	350	mA
Peak Forward Current [2]	IFP	500	mA
Reverse Voltage	VR	5	V
Junction temperature	TJ	110	°C
Operating Temperature	Top	-40 To +100	°C
Storage Temperature	Tstg	-40 To +110	°C
Thermal Resistance [1]	Rth j-a	78	°C/W

Notes:

1. Results from mounting on metal core PCB, mounted on pc board-metal core PCB is recommend. for lowest thermal resistance.
2. 1/10 Duty Cycle, 0.1ms Pulse Width.

Electrical / Optical Characteristics at TA=25°C

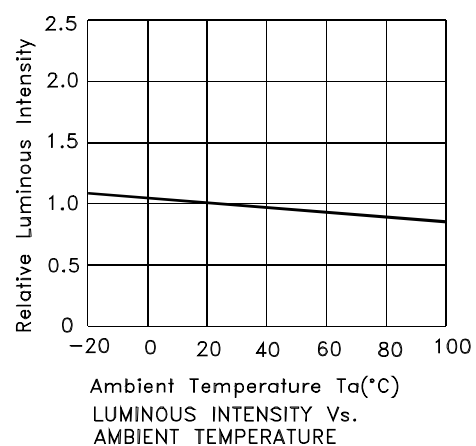
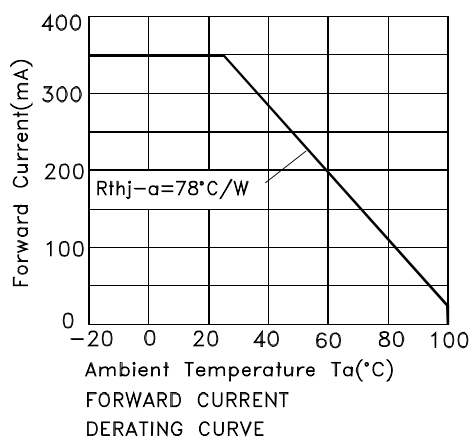
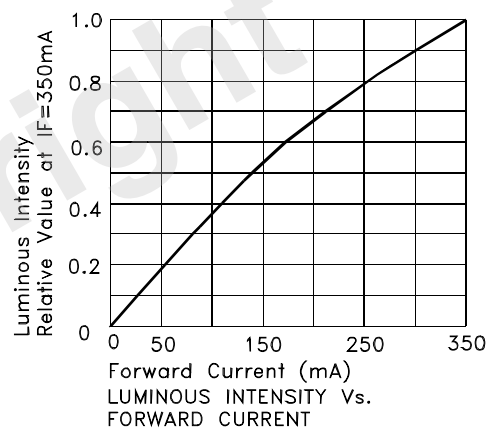
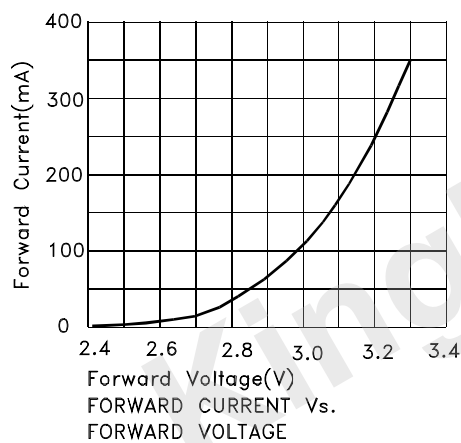
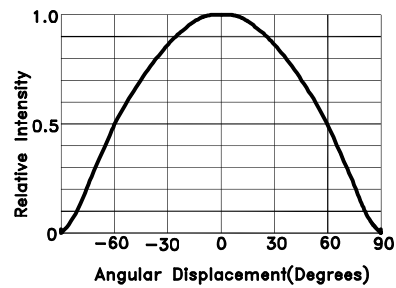
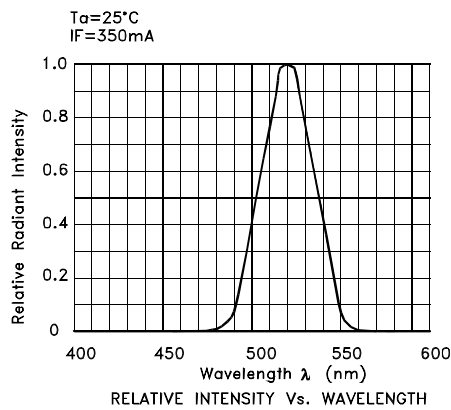
Parameter	Symbol	Value	Unit
Wavelength at peak emission IF = 350mA [Typ.]	λ peak	520	nm
Dominant Wavelength IF = 350mA [Typ.]	λ dom [1]	530	nm
Spectral bandwidth at 50% Φ REL MAX IF = 350mA [Typ.]	Δλ	35	nm
Forward Voltage IF=350mA [Min.]	VF [2]	2.7	V
Forward Voltage IF=350mA [Typ.]		3.3	
Forward Voltage IF=350mA [Max.]		3.8	
Allowable Reverse Current [Max.]	IR	85	mA
Temperature coefficient of λ peak IF = 350mA, - 10 ° C ≤ T ≤ 100 ° C [Typ.]	TC λ peak	0.16	nm/°C
Temperature coefficient of λ dom IF = 350mA, - 10 ° C ≤ T ≤ 100 ° C [Typ.]	TC λ dom	0.14	nm/°C
Temperature coefficient of VF IF = 350mA, - 10 ° C ≤ T ≤ 100 ° C [Typ.]	TCv	-3.1	mV/°C

Notes:

1. Wavelength : + / -1nm.
2. Forward Voltage: +/-0.1V.
3. Wavelength value is traceable to the CIE127-2007 compliant national standards.

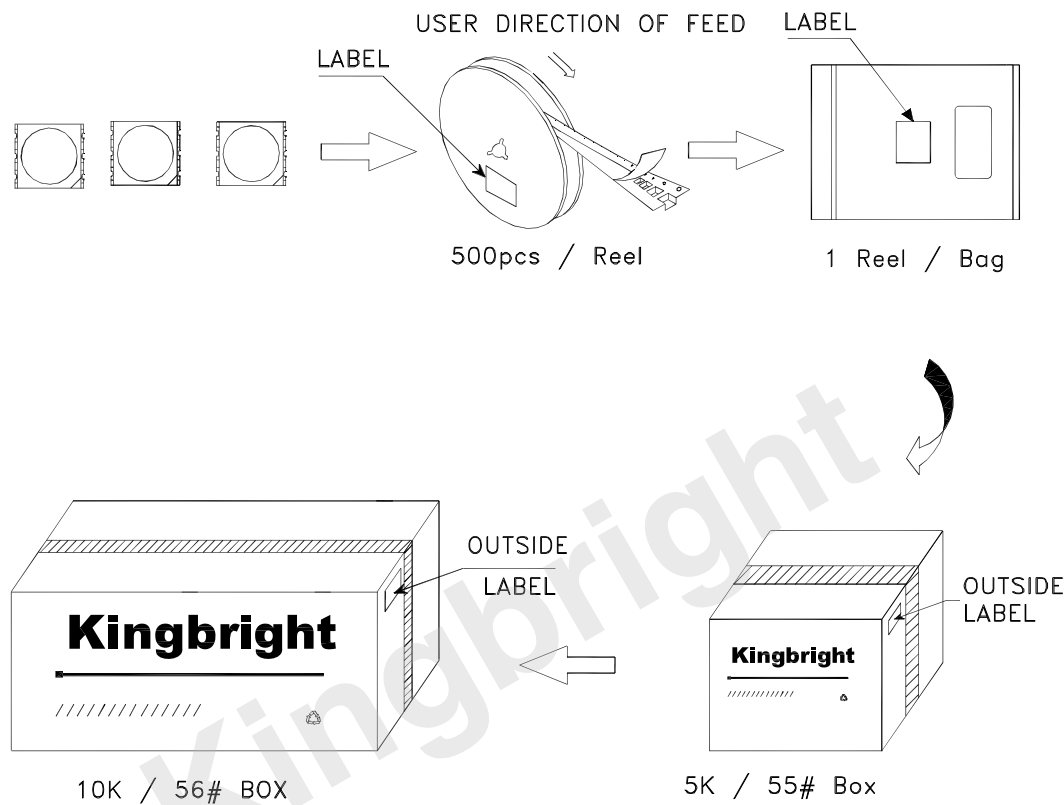
Green


KAAF-5052XZG10Z4XS



PACKING & LABEL SPECIFICATIONS

KAAF-5052XZG10Z4XS



Kingbright		
P/NO: KAAF-5052xxx		
QTY: 500 pcs	Q.C.	<div>Q C xx xx xxxx PASSED</div>
S/N: XXXX		
CODE: CIE:XXX		
LOT NO:		
 XXXXXXXXXXXXXXXXXXXXXXXXXXXX		
RoHS Compliant		