

Part Number: KPBA-3010SEKCGKC

Super Bright Orange
Green

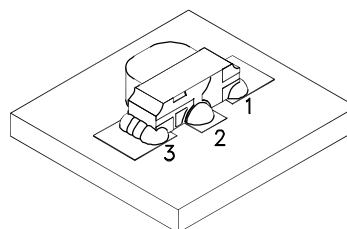
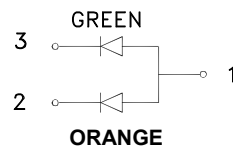
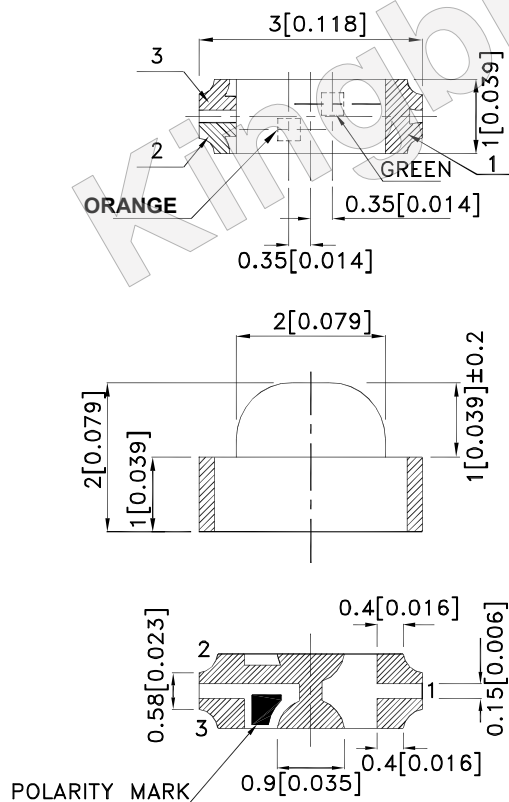
Features

- 3.0mmx2.0mmx1.0mm right angle SMD LED, 1.0mm thickness.
- Low power consumption.
- Wide viewing angle.
- Ideal for backlight and indicator.
- Package : 2000 pcs / reel.
- Moisture sensitivity level : level 3.
- Tinned pads for improved solderability
- RoHS compliant.

Descriptions

- The Super Bright Orange device is made with AlGaInP (on GaAs substrate) light emitting diode chip.
- The Green source color devices are made with AlGaInP on GaAs substrate Light Emitting Diode.

Package Dimensions



Notes:

1. All dimensions are in millimeters (inches).
2. Tolerance is $\pm 0.15(0.006)$ unless otherwise noted.
3. The specifications, characteristics and technical data described in the datasheet are subject to change without prior notice.
4. The device has a single mounting surface. The device must be mounted according to the specifications.



Selection Guide

Part No.	Emitting Color (Material)	Lens Type	Iv (mcd) [2] @ 20mA			Viewing Angle [1]	
			Code.	Min.	Max.	2θ1/2	
KPBA-3010SEKCGKC	Super Bright Orange (AlGaInP)	Water Clear	N	120	200	140°	
			P	200	300		
			Q	300	400		
	Green (AlGaInP)		G	40	55		
			H	55	80		
			M	80	120		

Notes:

1. θ1/2 is the angle from optical centerline where the luminous intensity is 1/2 of the optical peak value.
2. Luminous intensity / luminous Flux: +/-15%.

Electrical / Optical Characteristics at TA=25°C

Symbol	Parameter	Emitting Color	Code.	Min.	Typ.	Max.	Units	Test Conditions
λpeak	Peak Wavelength	Super Bright Orange Green			610 574		nm	IF=20mA
λD [1]	Dominant Wavelength	Super Bright Orange		598		612	nm	IF=20mA
		Green	4	565		567		
			5	567		569		
			6	569		571		
Δλ1/2	Spectral Line Half-width	Super Bright Orange Green			29 20		nm	IF=20mA
C	Capacitance	Super Bright Orange Green			15 15		pF	VF=0V;f=1MHz
VF [2]	Forward Voltage	Super Bright Orange Green			2.1 2.1	2.5 2.5	V	IF=20mA
IR	Reverse Current	Super Bright Orange Green				10 10	uA	VR = 5V

Notes:

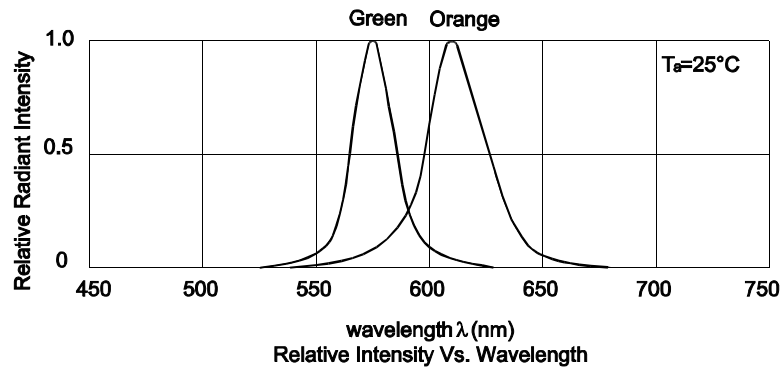
1. Wavelength: +/-1nm.
2. Forward Voltage: +/-0.1V.
3. Excess driving current and / or operating temperature higher than recommended conditions may result in severe light degradation or premature failure.

Absolute Maximum Ratings at TA=25°C

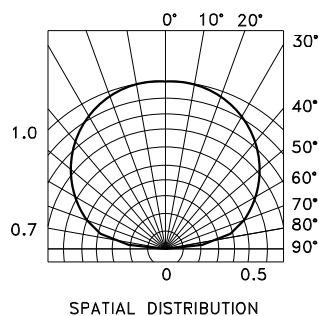
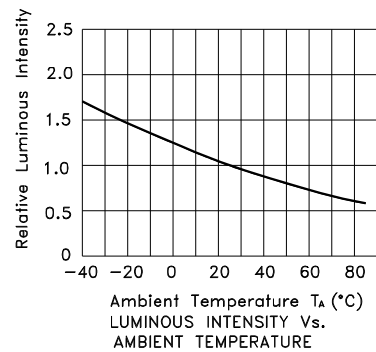
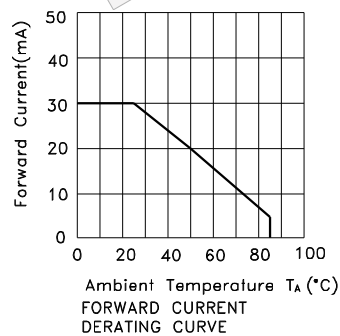
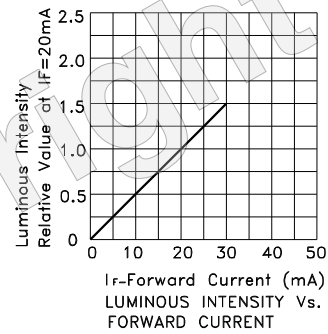
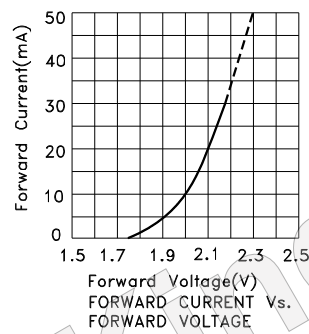
Parameter	Super Bright Orange	Green	Units
Power dissipation	75	75	mW
DC Forward Current	30	30	mA
Peak Forward Current [1]	195	150	mA
Reverse Voltage	5		V
Operating Temperature	-40°C To +85°C		
Storage Temperature	-40°C To +85°C		

Notes:

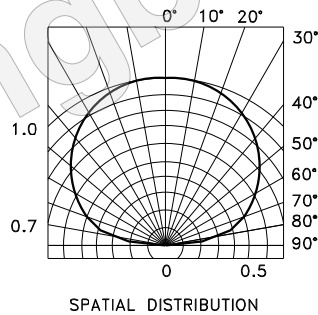
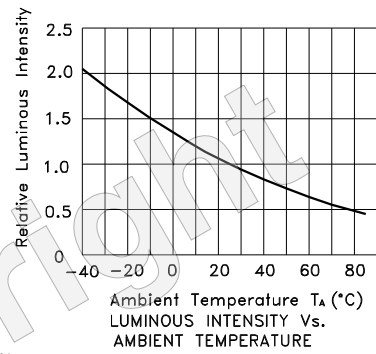
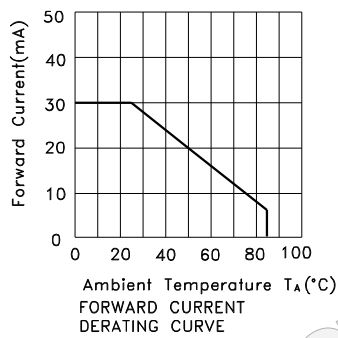
1. 1/10 Duty Cycle, 0.1ms Pulse Width.
2. Relative humidity levels maintained between 40% and 60% in production area are recommended to avoid the build-up of static electricity – Ref JEDEC/JESD625-A and JEDEC/J-STD-033.



KPBA-3010SEKCGKC Super Bright Orange

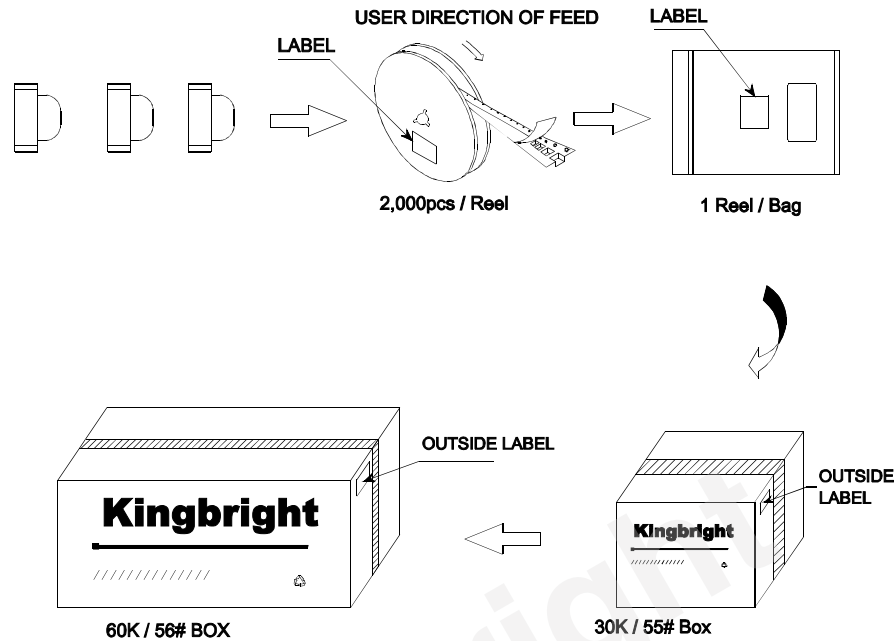



Green



PACKING & LABEL SPECIFICATIONS

KPBA-3010SEKCGKC



Kingbright		
P/NO: KPBA-3010XXX		
QTY: 2,000 pcs	Q.C.	<div style="border: 1px solid black; border-radius: 50%; padding: 5px; text-align: center;"> Q.C. XX-XX-XXXX PASSED </div>
S/N: XXXX		
CODE: XXX		
LOT NO:		
		
RoHS Compliant		

Terms and conditions for the usage of this document

1. The information included in this document reflects representative usage scenarios and is intended for technical reference only.
2. The part number, type, and specifications mentioned in this document are subject to future change and improvement without notice. Before production usage customer should refer to the latest datasheet for the updated specifications.
3. When using the products referenced in this document, please make sure the product is being operated within the environmental and electrical limits specified in the datasheet. If customer usage exceeds the specified limits, Kingbright will not be responsible for any subsequent issues.
4. The information in this document applies to typical usage in consumer electronics applications. If customer's application has special reliability requirements or have life-threatening liabilities, such as automotive or medical usage, please consult with Kingbright representative for further assistance.
5. The contents and information of this document may not be reproduced or re-transmitted without permission by Kingbright.
6. All design applications should refer to Kingbright application notes available at http://www.kingbright.com/application_notes