



ATTENTION
OBSERVE PRECAUTIONS
FOR HANDLING
ELECTROSTATIC
DISCHARGE
SENSITIVE
DEVICES

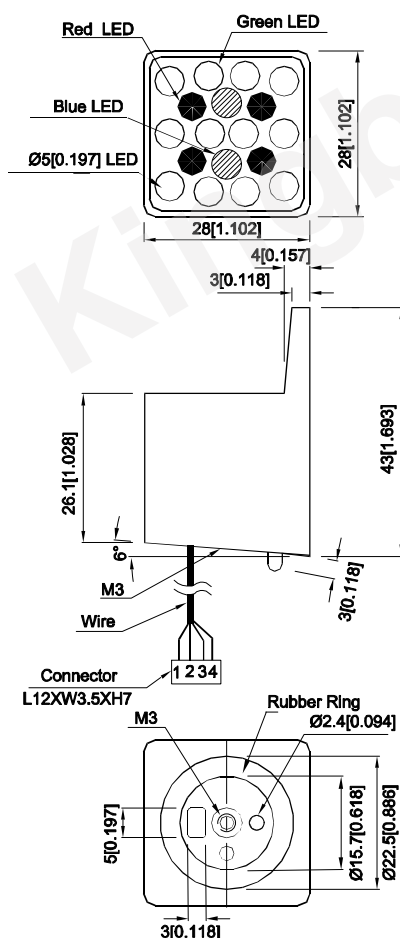
Part Number: BL0709-18-462

Super Bright Red
Blue
Super Bright Green

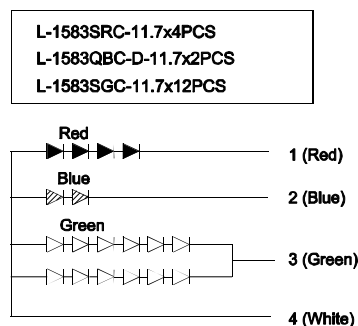
Features

- High visibility.
- Water proof package with hood suitable for outdoor and indoor information boards.
- Can produce any color in visible spectrum, including white light.
- RoHS compliant.

Package Dimensions



LED : L-1583SRC-11.7x4PCS
L-1583QBC-D-11.7x2PCS
L-1583SGC-11.7x12PCS



Notes:

1. All dimensions are in millimeters (inches).
2. Tolerance is ± 0.25 (0.01") unless otherwise noted.
3. The specifications, characteristics and technical data described in the datasheet are subject to change without prior notice.



Electrical / Optical Characteristics at T_A=25°C

Symbol	Parameter	Device	Value	Min	Typ.	Max.	Units	Test Conditions
I _v	Luminous Intensity	BL0709-18-462	SR	1200	2400	-	mcd	I _F =20mA
				*400	*800			
			QB-D	1600	3000	-		I _F =20mA
				*1600	*3000			
			SG	1200	2400	-		I _F =40mA
				*1200	*2400			
2 θ1/2	Viewing Angle		-	-	40	-	deg	-
V _F	Forward Voltage		SR	-	7.4	10	V	I _F =20mA
			QB-D	-	6.6	8.0		I _F =20mA
			SG	-	13.2	15		I _F =40mA
λ _{peak}	Peak Wavelength		SR	-	655	-	nm	I _F = 20mA
			QB-D	-	460	-		I _F =20mA
			SG	-	565	-		I _F =40mA
λ _D	Dominant Wavelength		SR	-	640	-	nm	I _F =20mA
			QB-D	-	465	-		I _F =20mA
			SG	-	568	-		I _F =40mA
Δλ _{1/2}	Spectral Line Half-width		SR	-	20	-	nm	I _F =20mA
			QB-D	-	25	-		I _F =20mA
		SG	-	30	-	I _F =40mA		
I _R	Reverse Current	-	-	-	80	μA	V _R = 5 V	

Notes:

- *Luminous intensity value is traceable to CIE127-2007 standards.
- Wavelength value is traceable to CIE127-2007 standards.

Absolute Maximum Ratings at T_A=25°C

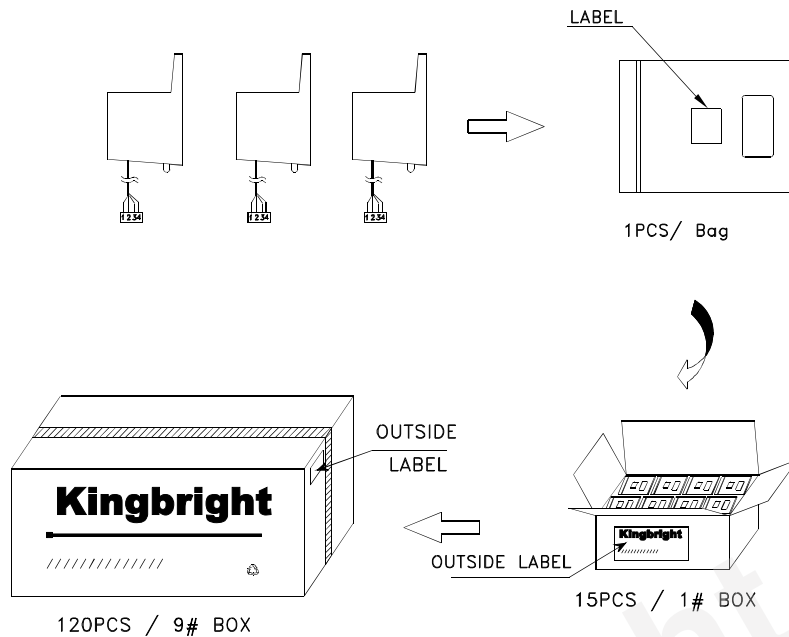
parameter	Value			unit
	SR	QB-D	SG	
Total Power dissipation	1290			mW
DC Forward Current	30	30	50	mA
Electrostatic Discharge Threshold (HBM)	3000	250	8000	V
Reverse Voltage	5			V
Operating temperature	-40°C To +70°C			
Storage Temperature	-40°C To +85°C			


Note:

- Relative humidity levels maintained between 40% and 60% in production area are recommended to avoid the build-up of static electricity – Ref JEDEC/JESD625-A and JEDEC/J-STD-033.

PACKING & LABEL SPECIFICATIONS

BL0709-18-462



Kingbright	
P/NO: BL0709-18-xxx	
QTY: 1 pcs	Q.C.
S/N: XXXX	Q C XX XX XXXX PASSED
CODE: XXX	
LOT NO:	
	
RoHS Compliant	

Terms and conditions for the usage of this document

1. The information included in this document reflects representative usage scenarios and is intended for technical reference only.
2. The part number, type, and specifications mentioned in this document are subject to future change and improvement without notice. Before production usage customer should refer to the latest datasheet for the updated specifications.
3. When using the products referenced in this document, please make sure the product is being operated within the environmental and electrical limits specified in the datasheet. If customer usage exceeds the specified limits, Kingbright will not be responsible for any subsequent issues.
4. The information in this document applies to typical usage in consumer electronics applications. If customer's application has special reliability requirements or have life-threatening liabilities, such as automotive or medical usage, please consult with Kingbright representative for further assistance.
5. The contents and information of this document may not be reproduced or re-transmitted without permission by Kingbright.
6. All design applications should refer to Kingbright application notes available at http://www.kingbright.com/application_notes