

Part Number: KPH-1608SECK

Super Bright Orange

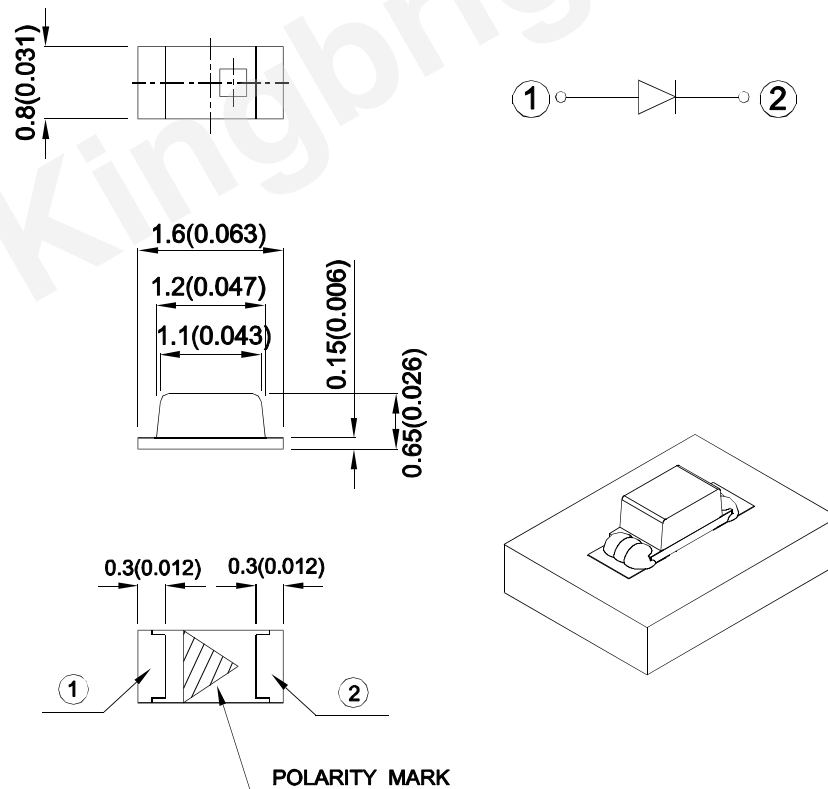
### Features

- 1.6mmX0.8mm SMD LED, 0.65mm thickness.
- Low power consumption.
- Wide viewing angle.
- Ideal for backlight and indicator.
- Package: 2000pcs / reel.
- Moisture sensitivity level : level 3.
- RoHS compliant.

### Description

The Super Bright Orange device is made with AlGaInP (on GaAs substrate) light emitting diode chip.

### Package Dimensions



#### Notes:

1. All dimensions are in millimeters (inches).
2. Tolerance is  $\pm 0.1(0.004)$  unless otherwise noted.
3. The specifications, characteristics and technical data described in the datasheet are subject to change without prior notice.
4. The device has a single mounting surface. The device must be mounted according to the specifications.



## Selection Guide

| Part No.     | Emitting Color (Material)     | Lens Type   | Iv (mcd) [2]<br>@ 20mA |      | Viewing<br>Angle [1] |
|--------------|-------------------------------|-------------|------------------------|------|----------------------|
|              |                               |             | Min.                   | Typ. | 2θ1/2                |
| KPH-1608SECK | Super Bright Orange (AlGaInP) | Water Clear | 120                    | 250  | 120°                 |
|              |                               |             | *80                    | *180 |                      |

### Notes:

1. θ1/2 is the angle from optical centerline where the luminous intensity is 1/2 of the optical peak value.
2. Luminous intensity / luminous Flux: +/-15%.
- \* Luminous intensity value is traceable to CIE127-2007 standards.

## Electrical / Optical Characteristics at TA=25°C

| Symbol | Parameter                | Emitting Color      | Typ. | Max. | Units | Test Conditions |
|--------|--------------------------|---------------------|------|------|-------|-----------------|
| λpeak  | Peak Wavelength          | Super Bright Orange | 610  |      | nm    | IF=20mA         |
| λD [1] | Dominant Wavelength      | Super Bright Orange | 601  |      | nm    | IF=20mA         |
| Δλ1/2  | Spectral Line Half-width | Super Bright Orange | 29   |      | nm    | IF=20mA         |
| C      | Capacitance              | Super Bright Orange | 15   |      | pF    | VF=0V;f=1MHz    |
| VF [2] | Forward Voltage          | Super Bright Orange | 2.1  | 2.5  | V     | IF=20mA         |
| IR     | Reverse Current          | Super Bright Orange |      | 10   | uA    | VR=5V           |

### Notes:

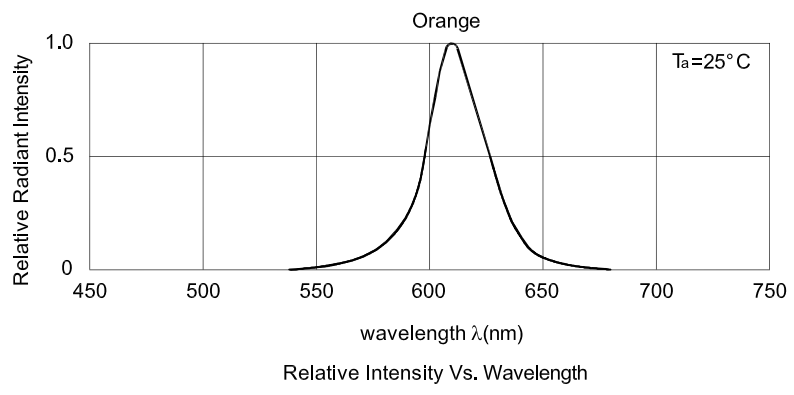
1. Wavelength: +/-1nm.
2. Forward Voltage: +/-0.1V.
3. Wavelength value is traceable to CIE127-2007 standards.
4. Excess driving current and / or operating temperature higher than recommended conditions may result in severe light degradation or premature failure.

## Absolute Maximum Ratings at TA=25°C

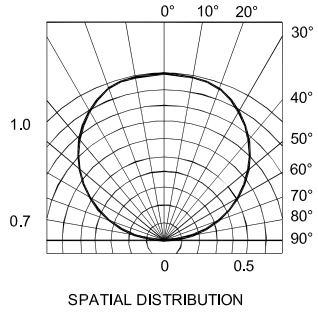
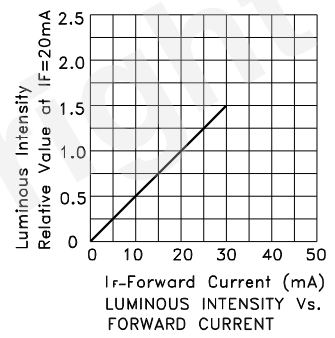
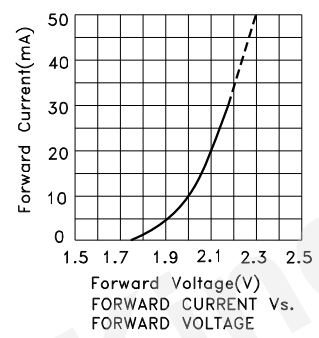
| Parameter                | Values         | Units |
|--------------------------|----------------|-------|
| Power dissipation        | 75             | mW    |
| DC Forward Current       | 30             | mA    |
| Peak Forward Current [1] | 195            | mA    |
| Reverse Voltage          | 5              | V     |
| Operating Temperature    | -40°C To +85°C |       |
| Storage Temperature      | -40°C To +85°C |       |

### Notes:

1. 1/10 Duty Cycle, 0.1ms Pulse Width.
2. Relative humidity levels maintained between 40% and 60% in production area are recommended to avoid the build-up of static electricity – Ref JEDEC/JESD625-A and JEDEC/J-STD-033.



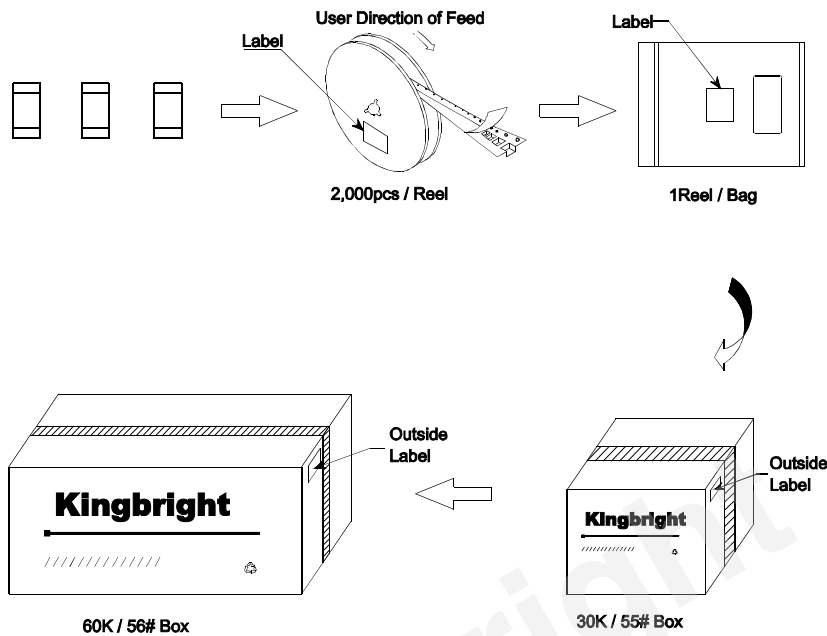
Super Bright Orange      KPH-1608SECK






## PACKING & LABEL SPECIFICATIONS

KPH-1608SECK



|   |      |                             |
|---|------|-----------------------------|
| <b>Kingbright</b>   |      |                             |
| P/NO: KPH-1608xxx   |      |                             |
| QTY: 2,000 pcs  | Q.C. | Q C<br>xx-xx-xxxx<br>PASSED |
| S/N: XXXX   |      |                             |
| CODE: XXX   |      |                             |
| LOT NO:   |      |                             |
|  |      |                             |
| RoHS Compliant  |      |                             |

### Terms and conditions for the usage of this document

1. The information included in this document reflects representative usage scenarios and is intended for technical reference only.
2. The part number, type, and specifications mentioned in this document are subject to future change and improvement without notice. Before production usage customer should refer to the latest datasheet for the updated specifications.
3. When using the products referenced in this document, please make sure the product is being operated within the environmental and electrical limits specified in the datasheet. If customer usage exceeds the specified limits, Kingbright will not be responsible for any subsequent issues.
4. The information in this document applies to typical usage in consumer electronics applications. If customer's application has special reliability requirements or have life-threatening liabilities, such as automotive or medical usage, please consult with Kingbright representative for further assistance.
5. The contents and information of this document may not be reproduced or re-transmitted without permission by Kingbright.
6. All design applications should refer to Kingbright application notes available at [http://www.kingbright.com/application\\_notes](http://www.kingbright.com/application_notes)